

ILLINOIS STATE POLICE
Office of the Statewide 9-1-1 Administrator



State of Illinois

Application for
9-1-1 Modification Plan

911 GENERAL INFORMATION

DATE: 05/24/2024

Type of Change: <input checked="checked" type="checkbox"/> Long Form Modification Plan <input type="checkbox"/> Short Form Modification Plan		
Current System Name:	Population Served	Land Area in Sq Miles
Massac County	13,661	243

List PSAPs:	Primary	Secondary
Massac County Sheriff's Dept	yes	
Metropolis Police Dept	yes	

911 System Contact: Clarence Russell

Street Address: 511 Market Street

City, State and Zip Code: Metropolis, Illinois 62960

Office Telephone: (618) 524-3911

Cellular Telephone: (618) 638-2345

Email: massac911@comcast.net

Wireless Coverage for Consolidated System:

 100 % Phase II compliant
 % Phase I compliant

Please check if applicable:

 NG9-1-1 capable
 Receive 9-1-1 Text
 Receive 9-1-1 Video

VERIFICATION

I, Clarence Russell, first being duly sworn upon oath, depose and say that I am Chairman, of Massac County ETSB; that I have read the foregoing plan by me subscribed and know the contents thereof; that said contents are true in substance and in fact, except as to those matters stated upon information and belief, and as to those, I believe same to be true.

Clarence Russell, Chairman

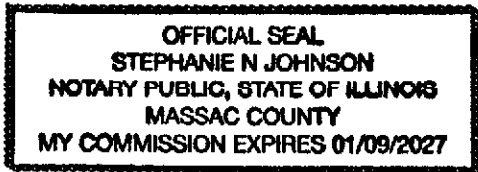
CR

Massac County ETSB

Subscribed and sworn to before me

this 24th day of May, 2024.

Stephanie N Johnson
NOTARY PUBLIC, ILLINOIS



9-1-1 SYSTEM PROVIDER LETTER OF INTENT

05-24-2024

(Date)

Patricia Williams, Project Manager

(9-1-1 System Provider Company Representative)

AT&T

(9-1-1 System Provider Company Name)

1055 Lenox Park Blvd NE

(Street Address)

Atlanta, GA 30319

(City, State, Zip Code)

Dear Ms Williams:

This letter is to confirm our intent to modify our 9-1-1 System. Enclosed is your copy of our modification plan to be filed with the Department of the Illinois State Police for approval. Thank you for your assistance in this matter.

Sincerely,



(Name)

(Title)

Chairman

enclosure: Modification Plan

NARRATIVE STATEMENT:

(Provide a detailed summary of system operations for a modified 9-1-1 plan. Also, if incorporating an NG9-1-1 solution, please include the additional items listed below pursuant to 1325.205 b)12).

- 1) Indicate the name of the certified 9-1-1 system provider being utilized.
- 2) Explain the national standards, protocols and/or operating measures that will be followed.
- 3) Explain what measures have been taken to create a robust, reliable and diverse/redundant network and whether other 9-1-1 Authorities will be sharing the equipment.
- 4) Explain how the existing 9-1-1 traditional legacy wireline, wireless and VoIP network, along with the databases, will interface and/or be transitioned into the NG9-1-1 system.
- 5) Explain how split exchanges will be handled.
- 6) Explain how the databases will be maintained and how address errors will be corrected and updated on a continuing basis.
- 7) Explain who will be responsible for updating and maintaining the data, at a minimum on a daily basis Monday through Friday.
- 8) Explain what security measures will be placed on the IP 9-1-1 network and equipment to safeguard it from malicious attacks or threats to the system operation and what level of confidentiality will be placed on the system in order to keep unauthorized individuals from accessing it.

Plan Narrative:

Next Generation 9-1-1 Modification Plan Narrative

The Massac County 9-1-1 System is transitioning from E9-1-1 to Next Generation 9-1-1 (NG911). AT&T is the 9-1-1 System Provider ("SSP").

The Massac County 9-1-1 System will comply with all Federal and State laws and with National Emergency Number Association Standards (NENA) that pertain to NG911 including the NENA i3 Standard for Next Generation - NENA-STA-010.3a-2021.

The State of Illinois has selected AT&T to provide a statewide Next Generation 9-1-1 System. AT&T's ESInet combines AT&T's network capabilities with technology from Intrado Life & Safety, Inc. (Intrado). The AT&T ESInet solution will facilitate an efficient transition from legacy 9-1-1 networks to networks capable of supporting the growing demands of a mobile society. With AT&T ESInet, the State is taking advantage of AT&T's investment in a pre-built, cloud-based solution that delivers next-generation functionality. AT&T is also providing their industry-leading AT&T VPN MPLS network for primary access to all PSAPs.

AT&T's ESInet solution is a combination of their IP network and Next Gen Core Services (NGCS) components that includes industry leading SLAs, management services and tools to help ensure that they provide the best possible service.

The design is based on building redundant systems to avoid any single point of failure (SPOF) in the ESInet and the overall NG9-1-1 Network Architecture. The NG9-1-1 system will provide flexibility in the routing of calls. The ESInet being deployed has all PSAPs connected and can route calls based on not only location, but also by availability. In a Next Generation solution, a call will be answered through intelligent routing. Additionally, there will be more available positions to answer calls because all connected and tested PSAPs will be technically able to answer the call and will be able to dispatch or transfer the call to another PSAP. The Metropolis PSAP and the County PSAP will provide a back-up to each other. There is no change to the current back-up arrangement.

AT&T's ESInet defense-in-depth security is built into the architecture. AT&T's Global IP network is monitored by 8 different Security Operations Center (SOC) facilities located across the world. AT&T uses its security portfolio capabilities to protect their data centers and networks.

AT&T's ESInet provides six (6) geographically diverse and fully redundant facilities to increase resiliency and survivability in natural and man-made disaster scenarios, with scalable capacity capable of supporting more than twice the 9-1-1 busy hour call for the entire United States. AT&T has documented business continuity and restoration plans, including complex disaster and evacuation contingencies.

Plan Narrative:

The 24x7 operations center employs an Incident Handling process modeled on FEMA's Incident Command System, with notifications built into the process.

The ESInet is monitored 24x7x365 from a NOC with tier 2 and tier 3 technical resources dedicated to the AT&T ESInet. AT&T's 9-1-1 Resolution Center has dedicated public safety resources.

The AT&T ESInet provides a flexible routing platform that supports both ESN (tabular) and GIS (spatial) routing on the same Emergency Call Routing Function (ECRF).

The AT&T ESInet solution will interconnect to legacy selective routers as defined per NENA standards. AT&T provides redundant, public safety grade points of presence in each LATA for OSP ingress locations for Legacy Network Gateways (LNGs).

AT&T will interconnect to Legacy Selective Routers to transfer and/or receive calls with Automatic Number Identification (ANI) and Automatic Location Identification (ALI) information to the State's NGCS via legacy means through the Legacy Selective Router Gateway (LSRG). Interconnections will also allow legacy PSAPs served by legacy selective routers to serve as the abandonment route for PSAPs served by the AT&T ESInet solution.

Connectivity extends beyond the internal ESInet transport to external network and OSP interfaces. The ESInet supports both TDM and IP OSP ingress at geographically distributed Points of Interconnection (POI's). The ESInet supports standards-based protocol interfaces to external ESInets for call hand-off and call transfers. With pre-established connectivity capabilities, PSAPs on the ESInet have the ability to transfer calls to PSAPs on other ESInets or PSAPs that have not yet transitioned off legacy selective routers.

AT&T will coordinate getting the OSPs records into the AT&T ESInet database. AT&T will also jointly plan the interconnecting network with the OSP. Circuits will be ordered and implemented between the OSP and the ESInet POI.

The ESInet POI may reside in an AT&T office or hub. AT&T will cooperatively test and turn up all trunking arrangements with the OSP. Traffic migrations from the legacy to new AT&T infrastructure will follow.

Integrated Text-to-911 is supported by the ESInet. Text to 9-1-1 is not currently offered.

AT&T is responsible for negotiating interconnection agreements and trunking arrangements with each service provider.

Interconnection agreements will include the roles and responsibilities of the Parties related to the exchange of 9-1-1 traffic including but not limited to, split rate centers, tandem to tandem and IP connections.

GIS data is submitted to the AT&T ESInet via a web-based spatial interface (SI) portal. The portal provides secure GIS file transfer. 9-1-1 Authorities can maintain their local database schema and configure database changes using attribute field mapping tools.

The Spatial Interface (SI) validation engine logs errors and refers errors back to the originating 9-1-1 Authority in comprehensive reports that are retrieved in the 9-1-1 Enterprise Geospatial Database Management System (9-1-1EGDMS). Validation errors are corrected by the 9-1-1 Authority within their own GIS database. Updates are submitted and processed on an on-going basis.

AT&T's ESInet cyber security policies, standards, and guidelines are consistent with industry best practices as defined by International Organization for Standardization and Control Objectives for Information and related Technology. The

AT&T ESInet is a highly secure, privately managed IP network providing IP based call routing services for next generation 9-1-1 call delivery. All inbound and outbound traffic interactions are with pre-authorized entities, utilize agreed upon protocols and traverse controlled access points. Call processing and real-time data delivery are protected through both physical and logical controls.

Sensitive data resides in trusted data centers that employ logical and physical access controls. All hardware and software elements deployed in a production environment go through stringent release management processes that incorporate thorough penetration scan testing. Corporate and development environments are separate from production and are not used in development or system test environments. Inter-zone traffic is restricted to only that of authorized personnel and the necessary protocols destinations used to support the management and applications of the ESInet with all other traffic implicitly denied by way of redundant and diverse Session Border Controllers (SBC) and stateful firewalls.

A Network Operations Center (NOC) staffed 24 hours a day, seven days a week, 365 days a year to actively monitor and manage the AT&T ESInet end-to-end service is provided. When a potential or actual Customer-affecting issue is detected, the Incident Administration team is engaged by the NOC. The team uses established processes that are ISO 9001:2008-compliant for immediate escalation, notification, resolution, and reporting. All buildings, NOC and Data Center access are monitored by 24x7 security and access control systems.

An alternate route is not in place at this time.

FINANCIAL INFORMATION

Annual recurring 9-1-1 network costs prior to modification	\$ _____ N/A _____
Projected annual recurring 9-1-1 network costs after modification	\$ _____ TBD _____
Installation cost of the project	\$ _____ TBD _____
Anticipated annual revenues	\$ _____ N/A _____

FIVE YEAR STRATEGIC PLAN FOR MODIFIED PLAN

(Provide a detailed summary of the proposed system's operation, including but not limited to, a five-year strategic plan for implementation of the modified 9-1-1 plan with financial projections)

Narrative:

N/A

COMMUNITIES SERVED

Provide a list of all communities to be served by the proposed 9-1-1 System. Please include the name of the community and the official mailing address including street address, city and zip code.

USE ADDITIONAL SHEETS AS NECESSARY

City, Town or Village	Street Address, City, Zip Code
City of Metropolis	106 West 5th Street, Metropolis, 62960
City of Brookport	7704 South US45 Road, Brookport, 62910
Village of Joppa	217 North Avenue, Joppa, 62953

PARTICIPATING AGENCIES

Provide a list of public safety agencies (Police, Fire, EMS etc.) that are to be dispatched by the 9-1-1 System. Each Agencies land area(s) in square miles and estimated population which will have access to the proposed 9-1-1 System. Do not forget to include County Sheriff's jurisdiction and Illinois State Police Districts. Each agency that appears on this list should also have signed a call handling agreement.

9-1-1 Participant Agencies	Street Address, City, Zip Code	Administrative Telephone No.	Direct Dispatch	Transfer	Call Relay
Massac County Sheriff	515 Market Street, Metropolis, 62960	(618) 524-2912	yes		
Metropolis Police Dept	1020 Broadway, Metropolis, 62960	(618) 524-2310	yes		
Brookport Police Dept	7704 South US45 Road, Brookport, 62910	(618) 524-2912	yes		
Massac County Fire Dept	2734 North Ave, Metropolis, 62960	(618) 524-2912	yes		
Metropolis Fire Dept	213 West 7th St, Metropolis, 62960	(518) 524-2121	yes		
Joppa Fire Dept	217 North Avenue, Joppa, 62953	(618) 524-2912	yes		
Massac County Ambulance	28 Chick St, Metropolis, 62960	(618) 524-2176	yes	yes	
Metropolis First Responders	213 West 7th St, Metropolis, 62960	(618) 524-2121	yes		
Brookport First Responders	7704 South US45 Road, Brookport, 62910	(618) 524-2912	yes		
Joppa First Responders	217 North Avenue, Joppa, 62953	(618) 524-2912	yes		

CARRIER LISTING

(Wireline, Wireless, VoIP)

Provide a list of each carrier that will be involved in the proposed system.

(USE ADDITIONAL SHEETS AS NECESSARY)

CARRIERS	STREET ADDRESS, CITY, ZIP CODE	TELEPHONE NUMBER
Frontier Communications	200 Ferry St, Metropolis, 62960	(618) 200-8978
Comcast Cable	5183 Hinkleville Rd, Paducah, KY 42001	(800) 934-6489
Verzion Wireless	2902 W Deyoung St, Marion, IL 62959	(800) 880-1077
AT&T Wireless	5021 Hinkleville Rd, Paducah, KY 42001	(270) 444-0084
T-Mobile Wireless	5134 Hinkleville Rd, Paducah, KY 42001	(270) 415-5531

ATTACHMENTS

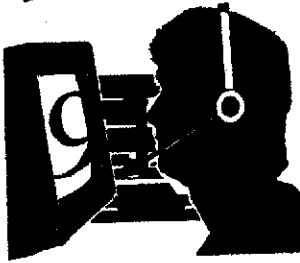
Ordinance - The local ordinance which created an ETSB prior to January 1, 2016.

Contracts - The contract for a new 9-1-1 system provider or for NG 9-1-1 service.

Intergovernmental Agreement

Back-up PSAP Agreement - The agreement that establishes back-up service due to interruptions or overflow services between PSAPs.

Network Diagram - Diagram provided by the 9-1-1 System Provider. Re-evaluate P.01 grade of Service for cost savings and network efficiency.



**Pulaski County Emergency Telephone Systems
Board**

**500 Illinois Ave. RM L
Mound City, IL 62963**

E-mail: pulaski 9-1-1@gmail.com

Phone (618) 748-9890 Fax (618) 748-9891

E 9-1-1 ADJACENT AGENCY AGREEMENT

Friday December 19, 2008

For 9-1-1 Emergency Communications

This agreement is made between the Pulaski County Emergency Telephone System Board E 9-1-1, hereinafter referred to as "PULASKI COUNTY ETSB 9-1-1" and the MASSAC COUNTY 9-1-1 Office for the purpose of effective handling and routing of 9-1-1 Emergency Calls.

CALL HANDLING

Pulaski County ETSB E 9-1-1 receiving a call for emergency services in your jurisdiction shall relay the call to the Massac County 9-1-1 Office in the following manner.

Primary: Via Telephone 1-618-524-2912

Secondary: Via L.E.A.D.S. Computer Network

AID OUTSIDE JURISDICTION BOUNDARY

Once an emergency unit is dispatched in response to a request through the system, such unit shall render its service to the requesting party without regard to whether the unit is operating outside its normal jurisdictional boundaries.

The legislative intent is that 9-1-1 be used for emergency calls only. Therefore, all calls of an administrative or non-emergency nature shall be referred to your agency's published telephone number.

The Pulaski County ETSB E 9-1-1 Center agrees to keep all records, times, and places of all calls. All records will be available to all participants of the 9-1-1 system

It shall be the responsibility of your agency to maintain the report of the call and the disposition of each call received.

All agreements, management, records, and service will be the responsibility of the advisory and policy board. All agreements or changes in agreement and operating policies must be approved by the advisory board.

Pulaski County ETSB

BY: Thomas E. Haynes


Title: Chairman

Massac County 9-1-1 Office

BY: Chas Roll

Title: Chairman

Johnson-Pope-Hardin County Joint E.T.S.B.
115 North 5th St. Vienna, IL. 62995
Tel (618) 658-5911 Fax (618) 658-5951
911@joco911.com



JANUARY 17, 2023

Massac County E-911
511 Market St.
Metropolis, IL. 62960

Re: Yearly Call Handling Agreement

A cooperative agreement was entered into between your agency and the Johnson-Pope-Hardin County Emergency Telephone System Board as an adjacent agency, for the handling of 9-1-1 calls.

Pursuant to the 83 Illinois Administrative Code Part 725, "Standards of Service Applicable to 9-1-1 Emergency Telephone Systems, specifically 725.2209 (c), notification of the agreement must be made on an annual basis.

There is no need to respond to this notification unless it is your desire to modify the existing agreement or to withdraw from it.

Shall you have any questions or concerns regarding this contract, please feel free to contact me.

Sincerely,

A handwritten signature in cursive script that reads "Justin Vaughn".

Justin L. Vaughn
Coordinator

TEST PLAN DESCRIPTION

1) Description of test plan (back-up, overflow, failure, database).

See attached

2) List wireline exchanges to be tested.

618.524
618.564
618.543
618.658
618.634
618.940

3) List of wireless and VoIP Carriers to be tested.

Comcast
Verizon Wireless
AT&T
T-Mobile

Test Plan Description i3

TEST #	TEST CASE	TYPE
1	Trunk Verification (SIP)	Call Routing
2	Trunk Verification (SS7 Ingress from LSR)	Call Routing
3	Trunk Verification (SS7 Egress from AGC to LSR)	Call Routing
4	Perform reboot and validation on each AT&T network edge router at PSAP	Failover test
5	Perform WAN interface shutdown and validation on each AT&T network edge router at PSAP	Failover
6	Perform reboot and validation on each ATT Interface Router (between CPE and AT&T router)	
7	Wireline Call Routed to PSAP through AT&T ESinet	Equipment
8	Wireless Call Routed to PSAP through AT&T Esinet	Equipment
9	VOIP Call Routed to PSAP through AT&T ESinet	Equipment
10	CPE bids i3 Components	Call Handling
11	i3 Routing Fails, Routing via SRDB for Wireline call	Call Routing
12	i3 Routing via ECRF for Wireline call	Call Routing
13	i3 Transfer: Fixed Bridge Conferencing Confirmation (Call to IP PSAP then bridge to i3 PSAP if available – willing PSAP)	Call Handling
14	S/R Transfer: Selective Bridge Conferencing Confirmation, if used by the PSAP	Call Handling
15	S/R Transfer: Fixed Bridge Conferencing Confirmation	Call Handling
16	S/R Transfer: Fixed Bridge Conferencing Confirmation	Call Handling
17	PSTN Transfer: Fixed Bridge Conferencing Confirmation	Call Handling
18	Manual Transfer to valid local TN	Call Handling
19	Manual conference bridging to invalid unassigned number	Call Handling
20	Manual conference bridging to a valid 8YY number	Call Handling
21	Manual conference bridging to a valid Busy number	Call Handling
22	Manual conference bridging to a Multi-Party Conference	Call Handling
23	Manual conference bridging to a valid long-distance cell	Call Handling
24	Alternate Routing	Call Routing
25	Ring no Answer Timer	Call Routing
26	No position Logged In	Call Routing
27	Abandonment Routing	Call Routing
28	Un-Abandonment Routing	Call Routing
29	Abandonment Routing – PAD Testing (if PAD available)	Call Routing
30	Un-Abandonment Routing – PAD Testing (if PAD available)	Call Routing
31	Test line appearances that appear on each CPE	Call Processing
32	TTY call	Call Handling
33	TTY conference call	Call Handling