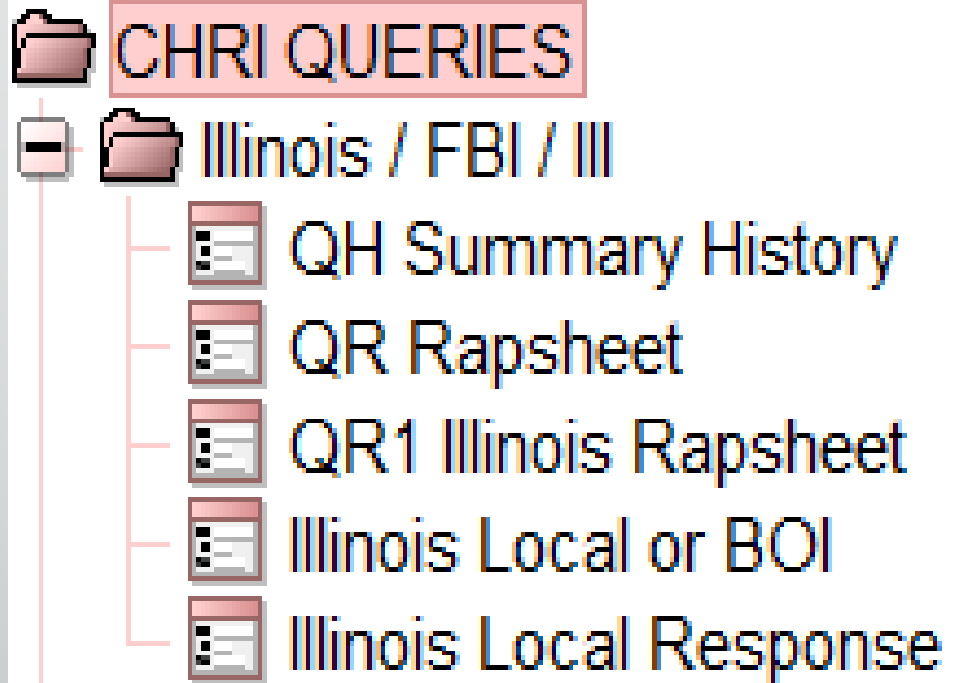


CHRI Information





- CQH Summary Arrest from BOI
- CQR Detailed info from FBI and III
- CQR₁ Detailed info arrest from IL
- CQIL Request CHRI in state
- CRIL Response of the CHRI in state

Same response types listed on LEADS 2000, just dropping the C on the first three.



QH: Inquiry to Determine if a record exists

QH - Summary History

Header Information

ORI

Required Field

* Purpose

* Attention

* Requester

By NAM/DOB By NAM/SID By NAM/FBI By SOC/MNU

Required Information

* Name

* Sex

* Race

* Date of Birth

Submit Clear Close

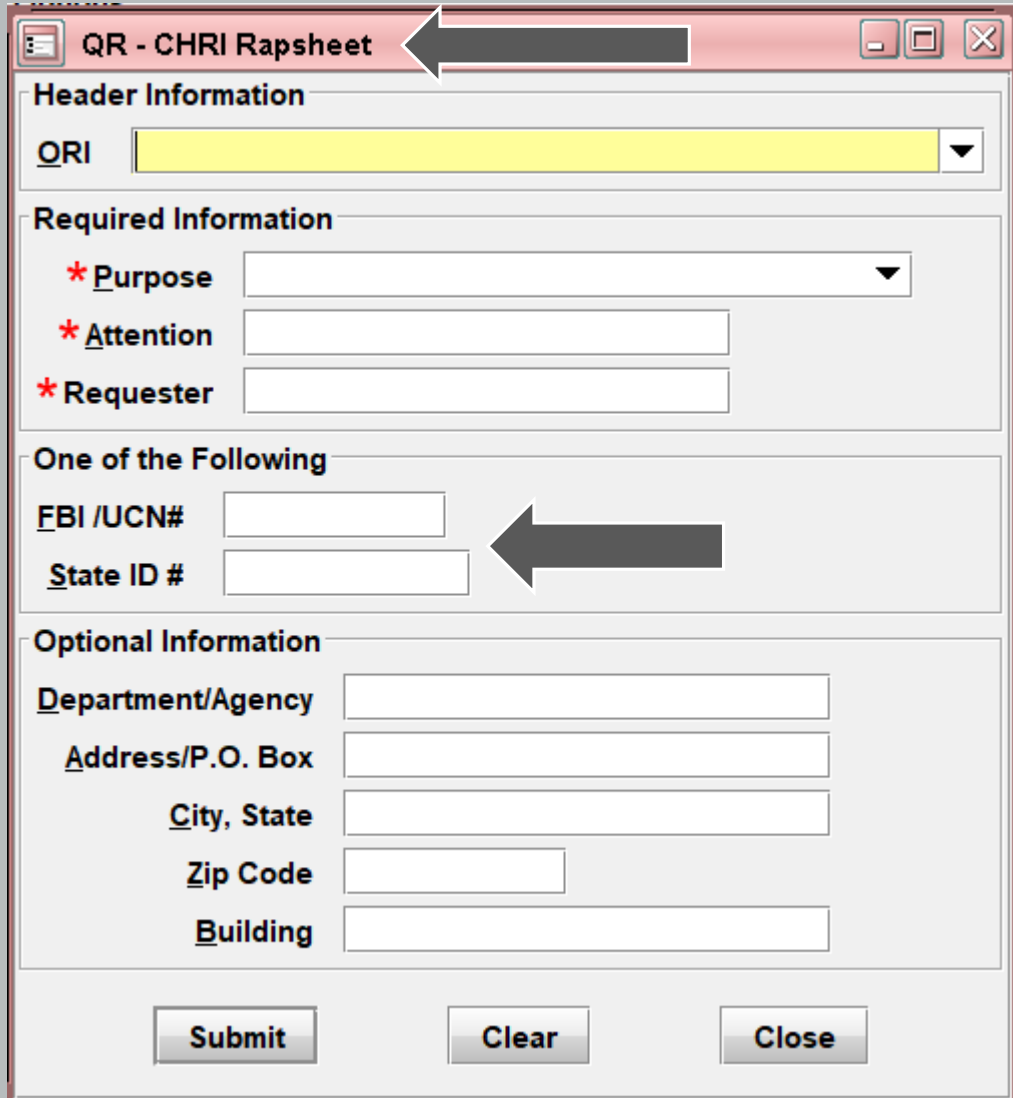
Previously known as CQH

As you can see all fields are required.

QH will provide a single match, multiple matches or a no record.



QR: Criminal History Record Request



The screenshot shows a web form titled "QR - CHRI Rapsheet". It is divided into four sections: "Header Information", "Required Information", "One of the Following", and "Optional Information".

- Header Information:** Contains a dropdown menu for "ORI". A black arrow points to this dropdown.
- Required Information:** Contains three fields marked with a red asterisk: "Purpose" (dropdown), "Attention" (text), and "Requester" (text).
- One of the Following:** Contains two text input fields: "FBI /UCN#" and "State ID #". A black arrow points to the "State ID #" field.
- Optional Information:** Contains five text input fields: "Department/Agency", "Address/P.O. Box", "City, State", "Zip Code", and "Building".

At the bottom of the form are three buttons: "Submit", "Clear", and "Close".

Previously known as CQR

As you can see only two fields are required.

The FBI OR SID number may be obtained from a QR request.

You must use the alpha and numeric combination for each query.



QR1: Detailed Criminal History Record

QR1 - Illinois CHRI Rapsheet

Header Information

ORI

Required Information

* Purpose

* Attention

* Requester

* State ID #

Submit Clear Close

Previously known as CQR1

QR1 will provide a breakdown of the SID's that were provided to you through your QH or QR.

You must use IL in front of the SID



CQIL: This is a direct request for a Criminal History from an Illinois agency or the BOI



CQIL - Local or BOI CHRI Request

Header Information

ORI

* Destination 1

Destination 2

Destination 3

Destination 4

Message Information

* Message Number * Purpose

Addresses

* Requester

* Authority * Initials

* Message



CRIL: Reply to a Criminal History Request from another Illinois agency



CRIL - Local or BOI CHRI Response

Header Information

ORI

* Destination 1

Destination 2

Destination 3

Destination 4

Message Information

* Message Number * Purpose








Addresses






* Requester

* Authority * Initials

* Message



- 
- 
- ## NLETS CHRI
-  State Repository
 -  State Full Record
 -  Out of State Local
 -  Reply Out of State Local
 -  Canadian Index

-  CIQ Summary arrest info from other states
-  CFO Detailed info from CIQ Response
-  CAQ request additional data from multiple states
-  CAR respond to out of state agency request for CHRI
-  Canada CHRI destination is always CN

Same response types listed on LEADS
2000, just dropping the C.



Query on
arrest info
from other
states

Previously known as CIQ



IQ - State Repository Query

Header Information

ORI

* Destination 1

Destination 2

Destination 3

Destination 4

Required Information

* Name

* Purpose

* Attention

Additional Information

Date of Birth

Sex

Race

Social Security #

Miscellaneous #

Image Indicator



Detailed info
from the IQ
response

Previously known as CFQ



FQ - State Full Record

Header Information

ORI

* Destination 1

Destination 2

Destination 3

Destination 4

Required Information

* Purpose

* Attention

* State ID #

Optional Information

Department/Agency

Building

Address/P.O. Box

City, State

Zip Code

Image Indicator



Requesting
additional
information from
other states

Previously known as CAQ

AQ - Out of State Local CHRI

Header Information

* ORI

* Destination 1

Destination 2

Destination 3

Destination 4

Destination 5

Required Information

* Purpose

* Attention

Person Data

* Person Name Sex

Race Date of Birth

Social Security # State ID #

Message Information

* Message Number Sending ORI Sending Date

* Destination Agencies

* Text Field

Sending Information

Sending Agency

Sending Time Sending Operator



Respond to out of state agency's request for CHRI

Previously known as CAR



AR - Respond to Out of State Local Request (AQ)

Header Information

ORI

* **Destination 1**

Destination 2

Destination 3

Destination 4

Destination 5

Required Information

* **Purpose**

* **Attention**

Message Information

* Message Number	Sending ORI	Sending Date
<input type="text"/>	<input type="text"/>	03/03/2021

* **Destination Agencies**

Message Information

* Message Number from AQ	* ORI from AQ	Sending Date from AQ
<input type="text"/>	<input type="text"/>	03/03/2021

* **Text Field**



The "IQ" is utilized when the agency does not have the FPS Canadian identification number.

CN auto populates in the Destination field

IQ-CAN - NLETS Canadian Criminal History Index Query

Header Information

ORI

* Destination 1

Destination 2

Destination 3

Required Information

* Purpose

* Attention

* Name

* Sex

* Date of Birth

Optional Additional Record Information

Request Additional



The Full Record Query (FQ) is used to obtain a full criminal record when the FPS is known.

CN auto populates in the Destination field

FQ-CAN - NLETS Query Full Canadian History

Header Information

ORI

Destination 1 CN

Destination 2

Destination 3

Required Information

* Purpose

* Attention

* FPS #

Submit Clear Close





Immigration Status

Parole

- In LEADS 2000 this was known as INS IAQ
- The purpose of the Law Enforcement Support Center (LESC) is to provide timely information on aliens suspected of criminal activity and status information of aliens under arrest.

IAQ - Immigration Status

Header Information

ORI

Personal Information

* Name * Sex * Place of Birth

* Date of Birth Height Weight Eye Color FBI # Miscellaneous #

Social Security # Alien Registration # State ID # Operator's License #

Passport # Booking #

Required Information

* Purpose * Attention * Phone #

* Custody * Offense

Optional Information


Mother's Maiden Name Mother's First Name

Father's Last Name Father's First Name

Remarks Section



- Immigration Status
- Parole



PAQ - Parole

Header Information

* Message Key

ORI

* Destination 1

Destination 2

Destination 3

By NAM/DOB | By SID | By FBI | By SOC | By MNU

Required Information

* Name

* Date of Birth

* Sex

Optional Information

* Purpose

* Attention

Image Indicator

- PPQ Used to access parole information from a state.
- PBQ Used to access probation information from a state.
- PCQ Used to access corrections information from a state.
- PAQ Used to interrogate all three of these files within a state: PPQ, PCQ, PBO.



Now you can access your CHRI log right from LEADS.

CHRI Report

QCHL - Criminal History Log Report

Header Information

ORI

Required Fields

* Start Date

* End Date

* ORI to Search

Submit Clear Close

QCHL - Criminal History Log Report

Header Information

ORI

Required Fields

* Start Date

* End Date

* ORI to Search

Submit

NLETS QUERY
CURR QUERIES

Copy Ctrl-C
Cut Ctrl-X
Paste Ctrl-V
Select All Ctrl-A
Use Calendar Ctrl-F
Use Today's Date Ctrl-T
Increment Day Up

Choose A Date

June 2021

Sun	Mon	Tue	Wed	Thu	Fri	Sat
30	31	1	2	3	4	5
6	7	8	9	10	11	12
13	14	15	16	17	18	19
20	21	22	23	24	25	26
27	28	29	30	1	2	3
4	5	6	7	8	9	10

Today: June 10, 2021

OK Cancel



Next up is Hot Files

The Presentation will start in 5 minutes

