



SEX OFFENDER- MVOAY REGISTRATION TRAINING MANUAL

NEXTGEN SYSTEM

CREATED AUGUST 2025
ISP OFFENDER REGISTRATION UNIT
ISP.SOR.Unit@Illinois.gov

**NEXTGEN SYSTEM
SEX OFFENDER REGISTRATION
AND/OR
MURDERER AND VIOLENT OFFENDER AGAINST YOUTH REGISTRATION**

INTRODUCTION

- 1-1. WHAT IS THE NEXTGEN SYSTEM**
- 1-2. PURPOSE OF THE NEXTGEN SYSTEM**
- 1-3. TERMINOLOGY CHANGES**
- 1-4. FORMAT CHANGES**
- 1-5. CRITERIA FOR ENTRY IN NEXTGEN SYSTEM**
- 1-6. SYSTEM ACCESS**
- 1-7. PREREQUISITES FOR ENTRY, REGISTRATION AND VALIDATION**

ENTRY

- 2-1. SOR/MVOAY QUICK FIELD REFERENCE**
- 2-2. GUIDELINES FOR ENTRY (FORMAT CHANGES IN NEXTGEN)**
 - 2-2A. USING THE FIELD EDITOR BOX**
 - 2-2B. SEARCHABLE FIELDS**
- 2-3. EXAMPLE OF REGISTRATION FORMAT**
- 2-4. REGISTRATION RECORD ENTRY**

<ul style="list-style-type: none"><u>SEGMENT 1. RECORD INFORMATION</u><u>SEGMENT 2. DEMOGRAPHICS</u><u>SEGMENT 3. REGISTRATION</u><u>SEGMENT 4. CONVICTION EDITOR</u><u>SEGMENT 5. ADDRESS EDITOR</u><u>SEGMENT 6. TELEPHONE EDITOR</u><u>SEGMENT 7. EMAIL EDITOR</u><u>SEGMENT 8. INTERNET IDENTIFIER EDITOR</u><u>SEGMENT 9. EMPLOYMENT EDITOR</u><u>SEGMENT 10. OCCUPATION EDITOR</u><u>SEGMENT 11. PROFESSIONAL LICENSE EDITOR</u><u>SEGMENT 12. EDUCATION EDITOR</u>	<ul style="list-style-type: none"><u>SEGMENT 13. VEHICLE EDITOR</u><u>SEGMENT 14. LICENSE PLATE EDITOR</u><u>SEGMENT 15. BOAT EDITOR</u><u>SEGMENT 16. ALIAS NAMES EDITOR(AKA)</u><u>SEGMENT 17. ALIAS DATES OF BIRTH EDITOR</u><u>SEGMENT 18. ALIAS SOCIAL SECURITY EDITOR</u><u>SEGMENT 19. SCARS, MARKS, TATTOOS EDITOR</u><u>SEGMENT 20. IMAGES</u><u>SEGMENT 21. COMMENT & MISCELLANEOUS</u><u>SEGMENT 22. REGISTER</u><u>SEGMENT 23. IMPORTING DOCUMENTS</u>
--	---

MODIFY/UPDATE/DELETION/MOVING TO HISTORY

- 3-1. MODIFYING A RECORD**
- 3-2. UPDATING A RECORD**
- 3-3. OFFENDER MOVING IN-STATE TO ANOTHER JURISDICTION**
- 3-4. UPDATING RECORD TO HOMELESS OR UNKNOWN ADDRESS**
- 3-5. UPDATING RECORD FROM SOR/MVOAY TO MVOAY/SOR**
- 3-6. ADD-ON ENTRIES AND REGISTRATION EXTENSIONS FOR NEXTGEN SYSTEM**
- 3-7. MOVING DATA TO HISTORY**
- 3-8. DELETION OF INFORMATION IN EDITOR BOXES**

CANCEL/CLEAR A RECORD

4-1. CLEAR

4-2. CANCEL

INQUIRY

5-1. INQUIRY VIA NEXTGEN REGISTRATION SEARCH

5-2. SEARCH FOR AGENCY OWNED RECORDS

5-3. INQUIRY OF RETAINED HISTORICAL INFORMATION

5-4. Z9 SUMMARY INQUIRY

VALIDATION

6-1. VALIDATION IN NEXTGEN

INTRODUCTION

1-1.WHAT IS THE NEXTGEN SYSTEM

NextGen is a record management system used for the entry, maintenance and tracking of individuals who have been convicted of offenses related to sex crimes, murder, or violence against youths. Because NextGen is a stand-alone system, operators will no longer receive the standard “LEADS” Sex Offender Registration (SOR) or Murderer/Violent Offender Against Youth (MVOAY) response that they do today. While the system is integrated with NCIC, Sex Offender or MVOAY responses will now be received separate from other LEADS responses – similar to how an operator receives FOID or Concealed Carry responses today.

***NOTE: A separate inquiry into the NextGen system is NOT required to receive a response.

1-2.PURPOSE OF THE NEXTGEN SYSTEM

The NextGen record management system aligns with NCIC policies and procedures ensuring Illinois compliance with NCIC regulations. The system retains historical information within the ORU Admin record such as previous addresses, phone numbers, emails, etc. allowing for greater accuracy and tracking capabilities.

1-3.TERMINOLOGY CHANGES

This is a stand-alone system that is NOT integrated with LEADS. Some terminology has been changed to differentiate the two systems.

- A. Offender Registry Unit (ORU) – replaces Sex Offender Registry Unit (SORU).
- B. Registration Number (REG) – replaces LEADS (LDS) number. This number will be assigned on entry by the operating system and will maintain the same structure as LEADS numbers. However, the Registration Number is only searchable within the NextGen operating system.
- C. Agency Registration Number (OCA) – replaces Originating Agency Case Number.
- D. Offender Type (CSO) – replaces Child Sex Offender.

1-4.FORMAT CHANGES

- A. Message Key (MKE) – There is no longer a Message Key field in the NextGen format. The MKE will be generated based on the Type of record and the Caution/Medical Conditions (CMC) field.
- B. Address – Agencies have the capability to enter multiple addresses per record, including temporary and mailing addresses.
- C. Supplemental – All supplemental information will be entered within the entry format. NextGen allows for entry of multiple items in the following fields: Aliases, DOB’s, Social Security Numbers, Telephone, Email, Internet Identifiers, Vehicles, License Plates, Boats, Employment, Occupation, Professional Licenses, Education, Scars, Marks, Tattoos, and Addresses in a single transaction.
- D. Base Record – Agencies must choose which information appears in the main area or body of Offender Record and NCIC Record by checking the Base record box. All other information will appear as “Supplemental” information. There will be a few exceptions which will be discussed further in the Entry chapter of this training manual.

- E. End Date – Most sections of the NextGen format have a field for End Date. This will be used to remove an entry from the response but retain that information within the NextGen ORU Admin for historical purposes. Examples: Sold or Junked Vehicles, Address Changes, Telephone Changes, etc. This will be discussed further in the Entry chapter of this training manual.
- F. History Retention – NextGen provides unlimited retention. When the Move to History box is checked for any previously entered information; that information is placed in the history of the record. It is no longer retained in the record and is not visible in a Query. Agencies will only be able to see what is in the base and supplemental of the record. Only the Offender Registration Unit can see the entire history of the record. For more information, please see [3.7 MOVING DATA TO HISTORY](#).
- G. Dual Registration – Agencies can register a single offender as both Sex Offender and MVOAY at the same time, eliminating the need for two separate records.

1-5.CRITERIA FOR ENTRY INTO NEXTGEN SYSTEM

- A. Any person convicted under Illinois law or any substantially similar federal, Uniform Code of Military Justice, sister state, or foreign country law with a sex offense or attempt to commit sex offense as defined in the Sex Offender Registration Act (730 ILCS 150) who is residing and/or working or attending an institution of higher learning in Illinois is qualified for entry in the NextGen Offender Registration System.
- B. Any person declared sexually dangerous as defined in the Sexually Dangerous Persons Act (725 ILCS 205) qualifies for entry into the NextGen Sex Offender System.
- C. Any person required to register as a Murderer/Violent Offender Against Youth as defined in the Murderer and Violent Offender Against Youth Registration Act (730 ILCS 154/5), is qualified for entry in the NextGen Sex Offender System.
- D. Individuals required to register under other registration programs (e.g., Arson) do not qualify for entry in the NextGen Sex Offender System. The LEADS Registered Persons file in the LEADS 3.0 System is provided for registrations other than Sex Offenders and Violent Offender Against Youth.
- E. Annual, 90 day, weekly, and homeless offenders must register within 3 (SOR) or 5 (MVOAY) days of conviction when sentenced to probation or upon release, parole, or discharge from prison or a mental hospital.

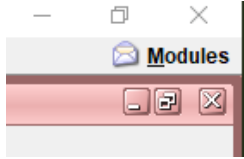
Per IL Statute 730 ILCS 150/6, effective July 1, 2005, conviction for Sex Offender Registry Act (SORA) violation requires 90-Day registration (Eff. 1-1-2006, retroactive to 7/1/2005). This does not include Attempt.

Per IL Statute 730 ILCS 150/3, effective January 1, 2006, Homeless offenders must register weekly.

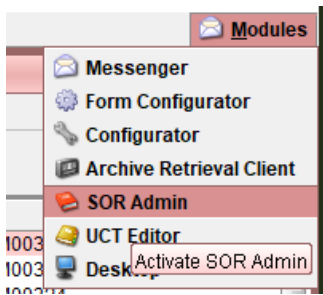
1-6.SYSTEM ACCESS

As the NextGen program for Sex Offenders and Murderer/Violent Offenders Against Youth is a stand-alone system, it will not be accessed the same way as other entry forms in LEADS 3.0.

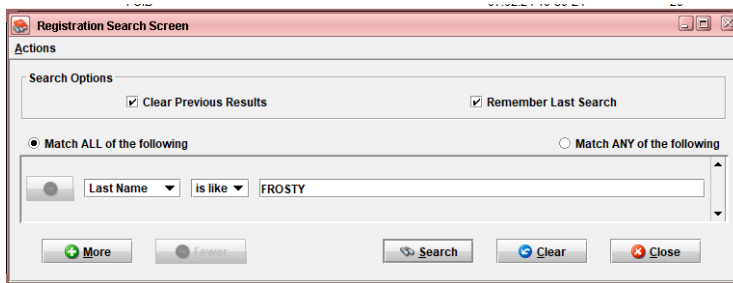
- A. Log into the 3.0 system using assigned User ID and password.
- B. In the top right corner of the screen is an envelope with the word Modules next to it.



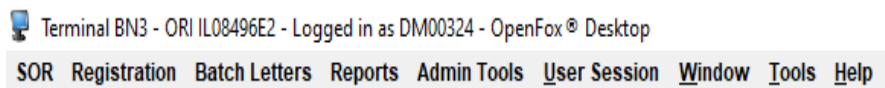
- C. Left Click on the word Modules to get a drop-down menu. Select SOR ADMIN (users may not have as many options as displayed in photo below).



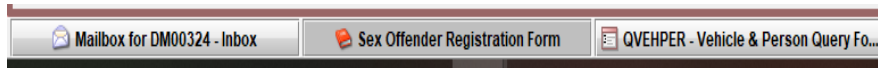
- D. Once SOR ADMIN is selected, several things will occur.
 - A Registration Search Screen (box) will pop up. This is where users can search for the previously entered records.



- The top tool bar for 3.0 will change from LEADS Forms to SOR Forms.



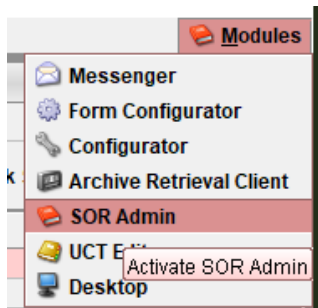
- Any Forms that the operator has open in 3.0 and SOR ADMIN will remain at the bottom of the 3.0 system allowing access to both 3.0 and SOR simultaneously. Click on the tabs to switch back and forth.



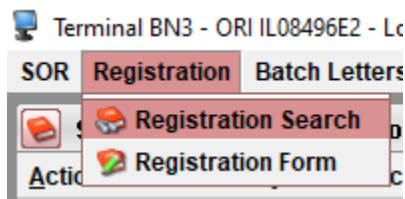
- E. Search Existing Records – the NextGen system allows several ways to search for a previously entered record. Records can be searched by individual or combinations of the following data.

Access to Registration Search Screen

- Select Modules, then SOR Admin, and the search box will automatically pop up.



- Ignore the pop-up search box and select Registration from the top tool bar.
- A drop-down menu will appear; choose Registration Search.
- This can be used when the NextGen Registration format is in use, but a Search box is not active in the bottom tool bar.

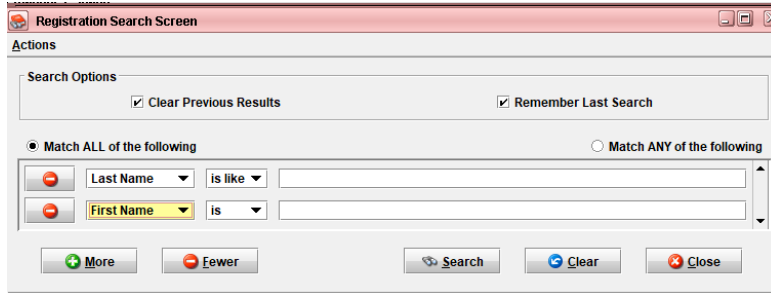


Using the Registration Search Box

- The Registration Search Box offers various ways to search for a record as well as the ability to narrow a search using multiple criteria at once.

Search Criteria:	Last Name	Date of Birth
	First Name	Registration #
	Middle Name	IDC #
	Sex	NIC #
	ORI	

- First Field – Using the drop-down menu, choose the search criteria – default is Last Name.
- Second Field – Using the drop-down menu, choose IS or IS LIKE – default is “IS”. IS LIKE will provide a much broader search, i.e., last name Johnson will return similar names such as Jonson, Jensen, etc.
- Third Field – Item to be searched, there is no dropdown for this field.
- To narrow the search further, click on the MORE button and a second line of search criteria will appear. Complete as above. Up to 5 search lines may be used in one transaction.
- To remove search lines, click on the FEWER button.
- To clear the previous search, click on the CLEAR button.
- Click on the Search button to complete the search.

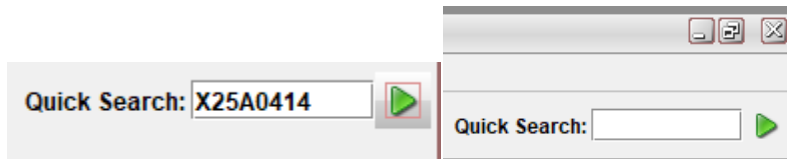


- Once the search is complete, NextGen will automatically open Registration screen and matches to the criteria will appear at the top. Select the appropriate record and it will appear in the registration format.

NCIC # ▲	Last Name	First Name	Middle Name	DOB
	LIGHTNING	BILLY		19591128
	LIGHTNING	MCQUEEN		20050821
X101763083	LIGHTNING	DWAYNE		19880526

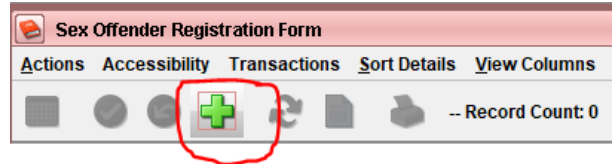
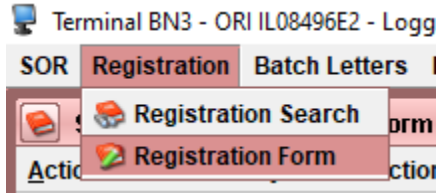
Quick Search

- Located in the Sex Offender Registration Form at the top right corner. This can be used to search a record by Registration Number.
- Enter the Registration Number in the Quick Search box and click the Green Arrow. The record searched will appear in the record list and the registration form will auto-populate. This search will not remove previous items in the record list.

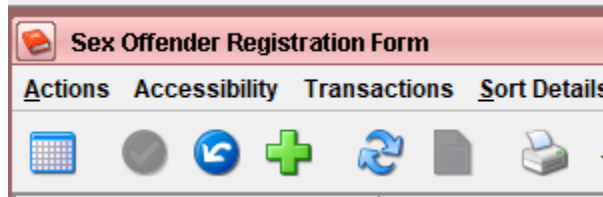


F. New Record Entry Access – the NextGen system allows two ways to access a new Sex Offender Registry Form.

- From the top tool bar click on Registration and select Registration Form from the drop-down menu. The Registration Form will appear as “grayed out”. Click on the green plus sign at the top left of the screen to open the form for entry.



- If a previously entered record has been opened, a new record can be started by clicking on the green plus sign at the top of the form.



1-7. PREREQUISITES FOR ENTRY, REGISTRATION AND VALIDATION

To ensure accurate and complete information is contained in every record, prerequisite information is required to be run for the following conditions. This will also prevent duplicate records between agencies.

- Initial Registration
- Subsequent registrations, including Annual and 90 Day
- Validations

Prerequisite inquiries should include:

Name, Sex, DOB Query – Provides previous hot file entries including Sex Offender registries owned by other agencies and driver’s license information.

- Query Illinois with and without middle initial.
- Query Illinois Driver’s License number as photo ID.
- Query out of state records with and without middle initial as well as full middle name.

For information on Driver’s License information and queries see the LEADS 3.0 manual, Driver’s License Chapter.

PER IL STATUTE 625 ILCS 5/6-201, effective January 1, 2007, Offenders convicted of a sex offense after this date, must get a one-year renewable Driver's License. Therefore, the driver's license expiration should be updated yearly.

NOTE: IL SOS often reports deceased subjects on the most current driver's license or photo id.

Criminal History Record Query – Provides SID, FBI, SOC, SMT's Alias Names, DOB's and SOC's, MNU's Chicago IR number, Fingerprint number, POB and other physical characteristics.

- Query Illinois CHRI using the LEADS 3.0 QH Summary History Form
This will return, if available, a summary of the offenders Illinois Criminal history and FBI response.
- Query by IL SID number when multiple SID's returned. Using the LEADS 3.0 QH Summary History form, Tab - By NAM/SID.
- Query by IL SID number for detailed Criminal History using the LEADS 3.0 QR1 Illinois Rap Sheet form.
- Query by Out of State SID for details of out of state Criminal History using LEADS 3.0 QR Rap Sheet form.

For information on Criminal History Record Information and inquiries see LEADS 3.0 manual, CHRI Chapter.

Retention of Information – It is required by LEADS that agencies retain all prerequisite information used in the entry of a hot file as documentation of information used in the entry.

Subsequent queries into the CQH or SOS system will also be retained with the record when additional information is added to the record or information has changed.

Information may be retained as a hard copy print out, a scanned document, pdf., etc. Once the information is no longer applicable, or the hot file retention period has expired, the information should be destroyed.

ENTRY

2-1.SOR/MVOAY QUICK REFERENCE GUIDE

The SOR/MVOAY Quick Reference Guide on the following pages provides an abbreviated guide of each field and its identifiers/requirements. It also provides the page number of each field's detailed section in the manual.

The Quick Reference begins on the next page. Each field has a link that will navigate to the field's detailed information. The links are in **Black** font, rather than the standard **Blue** font. Hover the mouse over the Field Name. Press CTRL + CLICK to navigate to the desired information.

SOR/MVOAY QUICK REFERENCE GUIDE (FIELDS ARE DEFINED ONLY ONCE, REGARDLESS OF REOCCURENCE IN ENTRY FORM)

FIELD NAME	FIELD ID	FIELD DETAILS	FIELD CODE	REQUIREMENT	COMMENTS
RECORD INFORMATION					
ORIGINATING AGENCY IDENTIFIER	ORI	OFFENDER REGISTRY MANUAL SEGMENT 1	RUN LEADS 3.0 ADMIN QUERY	MANDATORY	
ORIGINATING AGENCY NAME	ORA	OFFENDER REGISTRY MANUAL SEGMENT 1	AUTO – COMPLETED BASED ON ORI	MANDATORY	
SEX OFFENDER REGISTRATION	SOR	OFFENDER REGISTRY MANUAL SEGMENT 1		CONDITIONAL	MUST CHOOSE EITHER SOR, MVOAY OR BOTH
MURDERER/VIOLENT OFFENDER AGAINST YOUTH REGISTRATION	MVOAY	OFFENDER REGISTRY MANUAL SEGMENT 1		CONDITIONAL	MUST CHOOSE EITHER SOR, MVOAY OR BOTH
REGISTRATION REASON	N/A	OFFENDER REGISTRY MANUAL SEGMENT 1		MANDATORY	REGISTRATION REASON WILL NOT APPEAR IN THE NCIC OR REGISTRY RESPONSE, BUT IS REQUIRED FOR ENTRY, MODIFICATION AND UPDATES
REGISTRATION NUMBER	REG	OFFENDER REGISTRY MANUAL SEGMENT 1	AUTO – COMPLETED ONCE REGISTERED		FORMERLY KNOWN AS LEADS NUMBER, USER DOES NOT ENTER
CAUTION/MEDICAL CONDITIONS	CMC	OFFENDER REGISTRY MANUAL SEGMENT 1	NCIC CODE MANUAL/PERSONAL DESCRIPTORS	OPTIONAL	
AGENCY REGISTRATION NUMBER	OCA	OFFENDER REGISTRY MANUAL SEGMENT 1		OPTIONAL	
DEMOGRAPHICS					
LAST NAME	NAM	OFFENDER REGISTRY MANUAL SEGMENT 2	NCIC CODE MANUAL/PERSONAL DESCRIPTORS	MANDATORY	THE NCIC AND REGISTRY RESPONSE WILL COMBINE ALL NAME FIELDS INTO ONE FIELD
FIRST NAME	NAM	OFFENDER REGISTRY MANUAL SEGMENT 2	NCIC CODE MANUAL/PERSONAL DESCRIPTORS	MANDATORY	THE NCIC AND REGISTRY RESPONSE WILL COMBINE ALL NAME FIELDS INTO ONE FIELD
MIDDLE NAME	NAM	OFFENDER REGISTRY MANUAL SEGMENT 2	NCIC CODE MANUAL/PERSONAL DESCRIPTORS	OPTIONAL	THE NCIC AND REGISTRY RESPONSE WILL COMBINE ALL NAME FIELDS INTO ONE FIELD
SUFFIX	NAM	OFFENDER REGISTRY MANUAL SEGMENT 2	NCIC CODE MANUAL/PERSONAL DESCRIPTORS	OPTIONAL	THE NCIC AND REGISTRY RESPONSE WILL COMBINE ALL NAME FIELDS INTO ONE FIELD
DATE OF BIRTH	DOB	OFFENDER REGISTRY MANUAL SEGMENT 2	NCIC CODE MANUAL/PERSONAL DESCRIPTORS	MANDATORY	
SEX	SEX	OFFENDER REGISTRY MANUAL SEGMENT 2	NCIC CODE MANUAL/PERSONAL DESCRIPTORS	MANDATORY	
RACE	RAC	OFFENDER REGISTRY MANUAL SEGMENT 2	NCIC CODE MANUAL/PERSONAL DESCRIPTORS	MANDATORY	
HEIGHT	HGT	OFFENDER REGISTRY MANUAL SEGMENT 2	NCIC CODE MANUAL/PERSONAL DESCRIPTORS	MANDATORY	
WEIGHT	WGR	OFFENDER REGISTRY MANUAL SEGMENT 2	NCIC CODE MANUAL/PERSONAL DESCRIPTORS	MANDATORY	
HAIR COLOR	HAI	OFFENDER REGISTRY MANUAL SEGMENT 2	NCIC CODE MANUAL/PERSONAL DESCRIPTORS	MANDATORY	
EYE COLOR	EYE	OFFENDER REGISTRY MANUAL SEGMENT 2	NCIC CODE MANUAL/PERSONAL DESCRIPTORS	MANDATORY	
SKIN TONE	SKN	OFFENDER REGISTRY MANUAL SEGMENT 2	NCIC CODE MANUAL/PERSONAL DESCRIPTORS	OPTIONAL	
ETHNICITY	ETN	OFFENDER REGISTRY MANUAL SEGMENT 2	NCIC CODE MANUAL/PERSONAL DESCRIPTORS	OPTIONAL	
PLACE OF BIRTH	POB	OFFENDER REGISTRY MANUAL SEGMENT 2	NCIC CODE MANUAL/PERSONAL DESCRIPTORS	OPTIONAL	
SOCIAL SECURITY NUMBER	SOC	OFFENDER REGISTRY MANUAL SEGMENT 2	NCIC CODE MANUAL/PERSONAL DESCRIPTORS	OPTIONAL	
FBI NUMBER	FBI	OFFENDER REGISTRY MANUAL SEGMENT 2	NCIC CODE MANUAL/PERSONAL DESCRIPTORS	OPTIONAL	
STATE IDENTIFICATION NUMBER	SID	OFFENDER REGISTRY MANUAL SEGMENT 2	NCIC CODE MANUAL/PERSONAL DESCRIPTORS	MANDATORY	

FIELD NAME	FIELD ID	FIELD DETAILS	FIELD CODE	REQUIREMENT	COMMENTS
DEMOGRAPHICS					
MISCELLANEOUS NUMBER	MNU	OFFENDER REGISTRY MANUAL SEGMENT 2	NCIC CODE MANUAL/PERSONAL DESCRIPTORS	OPTIONAL	
CHICAGO PD IR NUMBER	CIR	OFFENDER REGISTRY MANUAL SEGMENT 2	NCIC CODE MANUAL/PERSONAL DESCRIPTORS	OPTIONAL	
IL DEPARTMENT OF CORRECTIONS NUMBER	IDC	OFFENDER REGISTRY MANUAL SEGMENT 2		OPTIONAL	
FINGERPRINT CLASSIFICATION	FPC	OFFENDER REGISTRY MANUAL SEGMENT 2	NCIC CODE MANUAL/PERSONAL DESCRIPTORS	OPTIONAL	
DNA	DNA	OFFENDER REGISTRY MANUAL SEGMENT 2	NCIC CODE MANUAL/PERSONAL DESCRIPTORS	OPTIONAL SET	IF DNA IS Y, DLO MUST BE COMPLETED
DNA LOCATION	DLO	OFFENDER REGISTRY MANUAL SEGMENT 2	NCIC CODE MANUAL/PERSONAL DESCRIPTORS	OPTIONAL SET	BLANK IF DNA IS N, COMPLETE IF DNA=Y
OPERATOR LICENSE STATE	OLS	OFFENDER REGISTRY MANUAL SEGMENT 2	NCIC CODE MANUAL/PERSONAL DESCRIPTORS	OPTIONAL SET	IF COMPLETE 1 OF SET ALL 3 OF SET BECOME MANDATORY
OPERATOR LICENSE NUMBER	OLN	OFFENDER REGISTRY MANUAL SEGMENT 2	NCIC CODE MANUAL/PERSONAL DESCRIPTORS	OPTIONAL SET	IF COMPLETE 1 OF SET ALL 3 OF SET BECOME MANDATORY
OPERATOR LICENSE YEAR	OLY	OFFENDER REGISTRY MANUAL SEGMENT 2	NCIC CODE MANUAL/PERSONAL DESCRIPTORS	OPTIONAL SET	IF COMPLETE 1 OF SET ALL 3 OF SET BECOME MANDATORY
REGISTRATION					
SEX OFFENDER REGISTRY STATUS	LSTA	OFFENDER REGISTRY MANUAL SEGMENT 3	OFFENDER REGISTRY MANUAL SEGMENT 3 AND NCIC CODE MANUAL PERSONAL DESCRIPTORS	CONDITIONAL SET	ONLY CODES DISPLAYED IN THE DROP-DOWN BOX ARE ACCEPTABLE FOR USE IN ILLINOIS IF COMPLETING SOR, DOCUMENT ALL FIELDS WITHIN SOR REGISTRATION ARE MANDATORY WITH THE EXCEPTION OF JUVENILE OFFENDER
ORIGINAL REGISTRATION DATE	ORD	OFFENDER REGISTRY MANUAL SEGMENT 3		CONDITIONAL SET	IF COMPLETING SOR, ALL FIELDS WITHIN SOR REGISTRATION ARE MANDATORY WITH THE EXCEPTION OF JUVENILE OFFENDER
LAST ACTIVITY DATE	LADT	OFFENDER REGISTRY MANUAL SEGMENT 3		CONDITIONAL SET	IF COMPLETING SOR, ALL FIELDS WITHIN SOR REGISTRATION ARE MANDATORY WITH THE EXCEPTION OF JUVENILE OFFENDER
OFFENDER TYPE	CSO	OFFENDER REGISTRY MANUAL SEGMENT 3		CONDITIONAL SET	IF COMPLETING SOR, ALL FIELDS WITHIN SOR REGISTRATION ARE MANDATORY WITH THE EXCEPTION OF JUVENILE OFFENDER
NEXT REGISTRATION DATE	N/A	OFFENDER REGISTRY MANUAL SEGMENT 3		CONDITIONAL SET	IF COMPLETING SOR, ALL FIELDS WITHIN SOR REGISTRATION ARE MANDATORY WITH THE EXCEPTION OF JUVENILE OFFENDER
JUVENILE OFFENDER	JUV	OFFENDER REGISTRY MANUAL SEGMENT 3		OPTIONAL	
MURDERER/VIOLENT OFFENDER AGAINST YOUTH STATUS	LSTA	OFFENDER REGISTRY MANUAL SEGMENT 3		CONDITIONAL SET	IF COMPLETING MVOAY, ALL FIELDS WITHIN MVOAY REGISTRATION ARE MANDATORY WITH THE EXCEPTION OF JUVENILE OFFENDER
MVOAY ORIGINAL REGISTRATION DATE	ORD	OFFENDER REGISTRY MANUAL SEGMENT 3		CONDITIONAL SET	IF COMPLETING MVOAY, ALL FIELDS WITHIN MVOAY REGISTRATION ARE MANDATORY WITH THE EXCEPTION OF JUVENILE OFFENDER
MVOAY LAST ACTIVITY DATE	LADT	OFFENDER REGISTRY MANUAL SEGMENT 3		CONDITIONAL SET	IF COMPLETING MVOAY, ALL FIELDS WITHIN MVOAY REGISTRATION ARE MANDATORY WITH THE EXCEPTION OF JUVENILE OFFENDER
MVOAY NEXT REGISTRATION DATE	N/A	OFFENDER REGISTRY MANUAL SEGMENT 3		CONDITIONAL SET	IF COMPLETING MVOAY, ALL FIELDS WITHIN MVOAY REGISTRATION ARE MANDATORY WITH THE EXCEPTION OF JUVENILE OFFENDER
MVOAY JUVENILE	JUV	OFFENDER REGISTRY MANUAL SEGMENT 3		OPTIONAL	
VERIFICATION	VER	OFFENDER REGISTRY MANUAL SEGMENT 3		OPTIONAL	
VERIFIED ACTION	VAC	OFFENDER REGISTRY MANUAL SEGMENT 3		OPTIONAL	
PROBATION OFFICER	N/A	OFFENDER REGISTRY MANUAL SEGMENT 3		OPTIONAL	
PROBATION OFFICER TELEPHONE	N/A	OFFENDER REGISTRY MANUAL SEGMENT 3		OPTIONAL	
CONVICTION					
BASE RECORD	N/A	OFFENDER REGISTRY MANUAL SEGMENT 4		MANDATORY	DOES NOT APPEAR IN RESPONSES. DESIGNATES WHICH ITEM APPEARS IN THE BASE/BODY OF THE RECORD
CITATION	CIT1, CIT2, ETC	OFFENDER REGISTRY MANUAL SEGMENT 4	AOIC SOR AND MVOAY TABLE LINK	MANDATORY	
CONVICTION DATE	CON	OFFENDER REGISTRY MANUAL SEGMENT 4		MANDATORY	

FIELD NAME	FIELD ID	FIELD DETAILS	FIELD CODE	REQUIREMENT	COMMENTS
CONVICTION					
STATE OF CONVICTION	CCV	OFFENDER REGISTRY MANUAL SEGMENT 4	NCIC CODE MANUAL STATE AND COUNTRY DATA CODES	MANDATORY	
COUNTY OF CONVICTION	CCV	OFFENDER REGISTRY MANUAL SEGMENT 4	OFFENDER REGISTRY MANUAL SEGMENT 4 COUNTY CODE TABLE LINK	CONDITIONAL	ONLY MANDATORY IF STATE OF CONVICTION = IL
VICTIM AGE	AOV	OFFENDER REGISTRY MANUAL SEGMENT 4		MANDATORY	
VICTIM SEX	SOV	OFFENDER REGISTRY MANUAL SEGMENT 4	NCIC CODE MANUAL/PERSONAL DESCRIPTORS	OPTIONAL	
VICTIM RELATIONSHIP	ROV	OFFENDER REGISTRY MANUAL SEGMENT 4	NCIC CODE MANUAL/PERSONAL DESCRIPTORS	OPTIONAL	
OFFENDER AGE	AOO	OFFENDER REGISTRY MANUAL SEGMENT 4		OPTIONAL	
OFFENSE TYPE	OFF	OFFENDER REGISTRY MANUAL SEGMENT 4		CONDITIONAL	MANDATORY IF CITATION CAN BE EITHER SOR OR MVOAY, BOX WILL OPEN FOR USER TO CHECK APPROPRIATE TYPE
JUVENILE CONVICTION	N/A	OFFENDER REGISTRY MANUAL SEGMENT 4		MANDATORY	DOES NOT APPEAR IN RESPONSES. DESIGNATES WHICH RECORDS APPEAR ON THE PUBLIC WEBSITE
ADDRESS					
MAILING	N/A	OFFENDER REGISTRY MANUAL SEGMENT 5		MANDATORY	DOES NOT APPEAR IN RESPONSES. USED BY ORU TO MAIL NOTIFICATION LETTERS ONLY ONE ADDRESS CAN BE MARKED AS MAILING
START DATE	BDA	OFFENDER REGISTRY MANUAL SEGMENT 5		MANDATORY	
END DATE	EDA	OFFENDER REGISTRY MANUAL SEGMENT 5		OPTIONAL	
ADDRESS TYPE	ADD	OFFENDER REGISTRY MANUAL SEGMENT 5	NCIC CODE MANUAL PERSONAL DESCRIPTORS	OPTIONAL	
STREET NUMBER	SNU	OFFENDER REGISTRY MANUAL SEGMENT 5		OPTIONAL	
DIRECTION 1	SDI	OFFENDER REGISTRY MANUAL SEGMENT 5		OPTIONAL	PREFIX, STREET NAME, SUFFIX AND DIRECTION 2 WILL ALL BE COMBINED AND DISPLAYED UNDER STREET NAME (SNA)
PREFIX	N/A	OFFENDER REGISTRY MANUAL SEGMENT 5		OPTIONAL	PREFIX, STREET NAME, SUFFIX AND DIRECTION 2 WILL ALL BE COMBINED AND DISPLAYED UNDER STREET NAME (SNA)
STREET NAME	SNA	OFFENDER REGISTRY MANUAL SEGMENT 5		OPTIONAL	PREFIX, STREET NAME, SUFFIX AND DIRECTION 2 WILL ALL BE COMBINED AND DISPLAYED UNDER STREET NAME (SNA)
SUFFIX	N/A	OFFENDER REGISTRY MANUAL SEGMENT 5		OPTIONAL	PREFIX, STREET NAME, SUFFIX AND DIRECTION 2 WILL ALL BE COMBINED AND DISPLAYED UNDER STREET NAME (SNA)
DIRECTION 2	N/A	OFFENDER REGISTRY MANUAL SEGMENT 5		OPTIONAL	PREFIX, STREET NAME, SUFFIX AND DIRECTION 2 WILL ALL BE COMBINED AND DISPLAYED UNDER STREET NAME (SNA)
RESIDENCE/HOUSING TYPE	HTP	OFFENDER REGISTRY MANUAL SEGMENT 5		MANDATORY	
UNIT NUMBER	APN	OFFENDER REGISTRY MANUAL SEGMENT 5		OPTIONAL	
CITY	CTY	OFFENDER REGISTRY MANUAL SEGMENT 5		OPTIONAL	
STATE	STA	OFFENDER REGISTRY MANUAL SEGMENT 5	NCIC CODE MANUAL STATE AND COUNTRY DATA CODES	MANDATORY	
COUNTY	COU	OFFENDER REGISTRY MANUAL SEGMENT 5	OFFENDER REGISTRY MANUAL SEGMENT 5 COUNTY CODE TABLE LINK	CONDITIONAL	IF STATE=IL, COUNTY BECOMES MANDATORY
ZIP CODE	ZIP	OFFENDER REGISTRY MANUAL SEGMENT 5		OPTIONAL	
LATTITUDE	N/A	OFFENDER REGISTRY MANUAL SEGMENT 5		OPTIONAL	DOES NOT APPEAR IN RESPONSES. USED BY ORU FOR MAPPING PURPOSES
LONGITUDE	N/A	OFFENDER REGISTRY MANUAL SEGMENT 5		OPTIONAL	DOES NOT APPEAR IN RESPONSES. USED BY ORU FOR MAPPING PURPOSES
TELEPHONE					
TELEPHONE NUMBER	TNO	OFFENDER REGISTRY MANUAL SEGMENT 6		CONDITIONAL SET	IF TNO COMPLETED MUST COMPLETE TELEPHONE TYPE
TELEPHONE NUMBER TYPE	TNT	OFFENDER REGISTRY MANUAL SEGMENT 6	NCIC CODE MANUAL PERSONAL DESCRIPTORS	CONDITIONAL SET	IF TNT COMPLETED MUST COMPLETE TELEPHONE NUMBER
EMAIL					
EMAIL	EML	OFFENDER REGISTRY MANUAL SEGMENT 7		OPTIONAL	

FIELD NAME	FIELD ID	FIELD DETAILS	FIELD CODE	REQUIREMENT	COMMENTS
INTERNET IDENTIFIER					
INTERNET IDENTIFIER	IID	OFFENDER REGISTRY MANUAL SEGMENT 8		OPTIONAL	
INTERNET ID TYPE	N/A	OFFENDER REGISTRY MANUAL SEGMENT 8		OPTIONAL	DOES NOT APPEAR IN RESPONSES. APPEARS ON SIGNATURE FORM
EMPLOYMENT					
EMPLOYER NAME		OFFENDER REGISTRY MANUAL SEGMENT 9		OPTIONAL	
HIGHER EDUCATION		OFFENDER REGISTRY MANUAL SEGMENT 9		OPTIONAL	
OCCUPATION					
OCCUPATION	OCF	OFFENDER REGISTRY MANUAL SEGMENT 10		OPTIONAL	
PROFESSIONAL LICENSING					
PROFESSIONAL LICENSE NUMBER	PLN	OFFENDER REGISTRY MANUAL SEGMENT 11		OPTIONAL	
PROFESSIONAL LICENSE TYPE	PLT	OFFENDER REGISTRY MANUAL SEGMENT 11		OPTIONAL	
EDUCATION					
EDUCATION INSTITUTE NAME	SHN	OFFENDER REGISTRY MANUAL SEGMENT 12		OPTIONAL	
VEHICLE					
VEHICLE COLOR	VCO	OFFENDER REGISTRY MANUAL SEGMENT 13	NCIC CODE MANUAL VEHICLE DATA CODES	OPTIONAL	
VEHICLE YEAR	VYR	OFFENDER REGISTRY MANUAL SEGMENT 13		CONDITIONAL SET	VEHICLE DATA NOT REQUIRED FOR ENTRY. HOWEVER, IF THIS SEGMENT IS COMPLETED THEN ALL VEHICLE DATA BECOMES MANDATORY WITH THE EXCEPTION OF VCO, VMO & VOW
VEHICLE MAKE	VMA	OFFENDER REGISTRY MANUAL SEGMENT 13	NCIC CODE MANUAL VEHICLE DATA CODES	CONDITIONAL SET	VEHICLE DATA NOT REQUIRED FOR ENTRY. HOWEVER, IF THIS SEGMENT IS COMPLETED THEN ALL VEHICLE DATA BECOMES MANDATORY WITH THE EXCEPTION OF VCO, VMO & VOW
VEHICLE MODEL	VMO	OFFENDER REGISTRY MANUAL SEGMENT 13	NCIC CODE MANUAL VEHICLE DATA CODES	OPTIONAL	
VEHICLE STYLE	VST	OFFENDER REGISTRY MANUAL SEGMENT 13	NCIC CODE MANUAL VEHICLE DATA CODES	CONDITIONAL SET	VEHICLE DATA NOT REQUIRED FOR ENTRY. HOWEVER, IF THIS SEGMENT IS COMPLETED THEN ALL VEHICLE DATA BECOMES MANDATORY WITH THE EXCEPTION OF VCO, VMO & VOW
VEHICLE IDENTIFICATION NUMBER	VIN	OFFENDER REGISTRY MANUAL SEGMENT 13		CONDITIONAL SET	VEHICLE DATA NOT REQUIRED FOR ENTRY. HOWEVER, IF THIS SEGMENT IS COMPLETED THEN ALL VEHICLE DATA BECOMES MANDATORY WITH THE EXCEPTION OF VCO, VMO & VOW
VEHICLE OWNERSHIP	VOW	OFFENDER REGISTRY MANUAL SEGMENT 13	NCIC CODE MANUAL VEHICLE DATA CODES	OPTIONAL	
LICENSE PLATE					
LICENSE PLATE	LIC	OFFENDER REGISTRY MANUAL SEGMENT 14		CONDITIONAL SET	LICENSE PLATE DATA IS NOT REQUIRED FOR ENTRY HOWEVER, IF THIS SEGMENT IS COMPLETED THEN ALL LICENSE PLATE INFORMATION BECOMES MANDATORY
LICENSE STATE	LIS	OFFENDER REGISTRY MANUAL SEGMENT 14	NCIC CODE MANUAL STATE AND COUNTRY CODES	CONDITIONAL SET	LICENSE PLATE DATA IS NOT REQUIRED FOR ENTRY HOWEVER, IF THIS SEGMENT IS COMPLETED THEN ALL LICENSE PLATE INFORMATION BECOMES MANDATORY
LICENSE EXPIRATION MONTH	LIM	OFFENDER REGISTRY MANUAL SEGMENT 14		CONDITIONAL SET	LICENSE PLATE MONTH IS ONLY MANDATORY IF LICENSE STATE=ILLINOIS
LICENSE EXPIRATION YEAR	LIY	OFFENDER REGISTRY MANUAL SEGMENT 14		CONDITIONAL SET	LICENSE PLATE DATA IS NOT REQUIRED FOR ENTRY HOWEVER, IF THIS SEGMENT IS COMPLETED THEN ALL LICENSE PLATE INFORMATION BECOMES MANDATORY
LICENSE TYPE	LIT	OFFENDER REGISTRY MANUAL SEGMENT 14	NCIC CODE MANUAL VEHICLE DATA CODES	CONDITIONAL SET	LICENSE PLATE DATA IS NOT REQUIRED FOR ENTRY HOWEVER, IF THIS SEGMENT IS COMPLETED THEN ALL LICENSE PLATE INFORMATION BECOMES MANDATORY
BOAT					
BOAT COLOR	BCO	OFFENDER REGISTRY MANUAL SEGMENT 15	NCIC CODE MANUAL BOAT DATA CODES	OPTIONAL	
BOAT YEAR	BYR	OFFENDER REGISTRY MANUAL SEGMENT 15	NCIC CODE MANUAL BOAT DATA CODES	CONDITIONAL SET	BOAT DATA IS NOT REQUIRED FOR ENTRY HOWEVER IF BOAT DATA IS INCLUDED THE FOLLOWING FIELDS BECOME MANDATORY: BYR, BMA AND AT LEAST ONE NUMERIC IDENTIFIER; REG/RES/REY(SET) or BHN

FIELD NAME	FIELD ID	FIELD DETAILS	FIELD CODE	REQUIREMENT	COMMENTS
BOAT					
BOAT MAKE	BMA	OFFENDER REGISTRY MANUAL SEGMENT 15	NCIC CODE MANUAL BOAT DATA CODES	CONDITIONAL SET	BOAT DATA IS NOT REQUIRED FOR ENTRY HOWEVER IF BOAT DATA IS INCLUDED THE FOLLOWING FIELDS BECOME MANDATORY: BYR, BMA AND AT LEAST ONE NUMERIC IDENTIFIER; REG/RES/REY(SET) or BHN
BOAT MODEL	BMO	OFFENDER REGISTRY MANUAL SEGMENT 15	NCIC CODE MANUAL BOAT DATA CODES	OPTIONAL	
BOAT TYPE	BTY	OFFENDER REGISTRY MANUAL SEGMENT 15	NCIC CODE MANUAL BOAT DATA CODES	OPTIONAL	
BOAT NAME	BNM	OFFENDER REGISTRY MANUAL SEGMENT 15		OPTIONAL	
BOAT LENGTH	BLE	OFFENDER REGISTRY MANUAL SEGMENT 15		OPTIONAL	
BOAT PROPULSION	PRO	OFFENDER REGISTRY MANUAL SEGMENT 15	NCIC CODE MANUAL BOAT DATA CODES	OPTIONAL	
BOAT HULL MATERIAL	HUL	OFFENDER REGISTRY MANUAL SEGMENT 15	NCIC CODE MANUAL BOAT DATA CODES	OPTIONAL	
BOAT HULL SHAPE	HSP	OFFENDER REGISTRY MANUAL SEGMENT 15	NCIC CODE MANUAL BOAT DATA CODES	OPTIONAL	
BOAT HULL NUMBER	BHN	OFFENDER REGISTRY MANUAL SEGMENT 15		CONDITIONAL SET	BOAT DATA IS NOT REQUIRED FOR ENTRY HOWEVER IF BOAT DATA IS INCLUDED THE FOLLOWING FIELDS BECOME MANDATORY: BYR, BMA AND AT LEAST ONE NUMERIC IDENTIFIER; REG/RES/REY(SET) or BHN
BOAT REGISTRATION NUMBER	REG	OFFENDER REGISTRY MANUAL SEGMENT 15		CONDITIONAL SET	BOAT DATA IS NOT REQUIRED FOR ENTRY HOWEVER IF BOAT DATA IS INCLUDED THE FOLLOWING FIELDS BECOME MANDATORY: BYR, BMA AND AT LEAST ONE NUMERIC IDENTIFIER; REG/RES/REY(SET) or BHN
BOAT REGISTRATION STATE	RES	OFFENDER REGISTRY MANUAL SEGMENT 15		CONDITIONAL SET	BOAT DATA IS NOT REQUIRED FOR ENTRY HOWEVER IF BOAT DATA IS INCLUDED THE FOLLOWING FIELDS BECOME MANDATORY: BYR, BMA AND AT LEAST ONE NUMERIC IDENTIFIER; REG/RES/REY(SET) or BHN
BOAT REGISTRATION EXPIRATION YEAR	REY	OFFENDER REGISTRY MANUAL SEGMENT 15		CONDITIONAL SET	BOAT DATA IS NOT REQUIRED FOR ENTRY HOWEVER IF BOAT DATA IS INCLUDED THE FOLLOWING FIELDS BECOME MANDATORY: BYR, BMA AND AT LEAST ONE NUMERIC IDENTIFIER; REG/RES/REY(SET) or BHN
COAST GUARD DOCUMENT NUMBER	CGD	OFFENDER REGISTRY MANUAL SEGMENT 15		OPTIONAL	
BOAT HOME PORT	HPT	OFFENDER REGISTRY MANUAL SEGMENT 15		OPTIONAL	
ALIAS NAME(S)					
ALIAS NAME	AKA	OFFENDER REGISTRY MANUAL SEGMENT 16		OPTIONAL	
ALIAS DATE(S) OF BIRTH					
ALIAS DATE(S) OF BIRTH	DOB	OFFENDER REGISTRY MANUAL SEGMENT 17		OPTIONAL	
ALIAS SOCIAL SECURITY NUMBER(S)					
ALIAS SOCIAL SECURITY NUMBER(S)	SOC	OFFENDER REGISTRY MANUAL SEGMENT 18		OPTIONAL	
SCARS, MARKS, TATTOOS					
SCARS, MARKS, TATTOOS	SMT	OFFENDER REGISTRY MANUAL SEGMENT 19		OPTIONAL	
SMT DESCRIPTION	N/A	OFFENDER REGISTRY MANUAL SEGMENT 19		OPTIONAL	WILL NOT APPEAR IN RESPONSES. WILL APPEAR ON SIGNATURE FORM.
IMAGE					
STORE AT NCIC	N/A	OFFENDER REGISTRY MANUAL SEGMENT 20		CONDITIONAL SET	IMAGE IS NOT REQUIRED FOR ENTRY HOWEVER IF AN IMAGE IS IMPORTED INTO THE RECORD ALL FIELDS BECOME MANDATORY
NCIC IMAGE NUMBER	IMN	OFFENDER REGISTRY MANUAL SEGMENT 20		CONDITIONAL SET	IMAGE IS NOT REQUIRED FOR ENTRY HOWEVER IF AN IMAGE IS IMPORTED INTO THE RECORD ALL FIELDS BECOME MANDATORY
IMAGE TYPE	IMT	OFFENDER REGISTRY MANUAL SEGMENT 20		CONDITIONAL SET	IMAGE IS NOT REQUIRED FOR ENTRY HOWEVER IF AN IMAGE IS IMPORTED INTO THE RECORD ALL FIELDS BECOME MANDATORY
IMAGE DATE	DOI	OFFENDER REGISTRY MANUAL SEGMENT 20		CONDITIONAL SET	IMAGE IS NOT REQUIRED FOR ENTRY HOWEVER IF AN IMAGE IS IMPORTED INTO THE RECORD ALL FIELDS BECOME MANDATORY
IMAGE NAME	NAM	OFFENDER REGISTRY MANUAL SEGMENT 20		CONDITIONAL SET	IMAGE IS NOT REQUIRED FOR ENTRY HOWEVER IF AN IMAGE IS IMPORTED INTO THE RECORD ALL FIELDS BECOME MANDATORY

FIELD NAME	FIELD ID	FIELD DETAILS	FIELD CODE	REQUIREMENT	COMMENTS
IMAGE					
IMAGE DESCRIPTION	DESC	OFFENDER REGISTRY MANUAL SEGMENT 20		CONDITIONAL SET	IMAGE IS NOT REQUIRED FOR ENTRY HOWEVER IF AN IMAGE IS IMPORTED INTO THE RECORD ALL FIELDS BECOME MANDATORY
IMAGE SIZE	N/A	OFFENDER REGISTRY MANUAL SEGMENT 20		CONDITIONAL SET	IMAGE IS NOT REQUIRED FOR ENTRY HOWEVER IF AN IMAGE IS IMPORTED INTO THE RECORD ALL FIELDS BECOME MANDATORY
IMAGE EXTENSION	N/A	OFFENDER REGISTRY MANUAL SEGMENT 20		CONDITIONAL SET	IMAGE IS NOT REQUIRED FOR ENTRY HOWEVER IF AN IMAGE IS IMPORTED INTO THE RECORD ALL FIELDS BECOME MANDATORY
FORM COMMENT AND MISCELLANEOUS					
FORM COMMENT	N/A	OFFENDER REGISTRY MANUAL SEGMENT 21		OPTIONAL	WILL NOT APPEAR IN RESPONSES, THIS IS AN INTERNAL FIELD FOR OWNER AGENCY USE ONLY
MISCELLANEOUS	MIS	OFFENDER REGISTRY MANUAL SEGMENT 21		OPTIONAL	NCIC RECORD WILL OVERRIDE ANY INFORMATION PLACED IN THE MIS FIELD WITH CITATION DESCRIPTION(S)
DOCUMENTS					
IMPORT DOCUMENTS	N/A	OFFENDER REGISTRY MANUAL SEGMENT 22		OPTIONAL	OPTIONAL AFTER REGISTRATION COMPLETED

2-2.GUIDELINES FOR ENTRY (FORMAT CHANGES IN NEXTGEN)

The Offender Registry Entry format works a bit differently than LEADS 3.0. While it maintains the same basic requirements as 3.0, the information is entered differently than in 3.0.

- The NextGen system offers agencies the opportunity to complete the Offender Registration entry while the offender is at the registering agency. Electronic signatures (if applicable) will be available at the completion of the entry. While it is highly recommended that agencies utilize this capability; an officer may complete the registration form using paper and pen, allowing for later entry into the system.
- Agencies can enter a dual record – Sex Offender and Violent Offender Against Youth when an offender qualifies for both registries. When an offender is required to register as both a Sex Offender and a Murderer/Violent Against Youth, both registrations will be on the same record.
- Information is broken down into segments and individual fields. For example, Demographics Segment; Name fields are now separated into Last, First, Middle.
- Numerous segments in a record have the capability to retain information within the Admin side of the record for a complete history of the offender. Previous addresses, workplaces, schools, vehicles, license plates and boats will be retained when the End Date is completed and the Move to History box is marked. *NOTE: Vehicle, License Plates and Boat History retention will be available after “Go-Live”.
- All information, including what was previously captured in a Supplemental entry will now be completed within one Registry format. This includes Alias Names, Social Security Numbers, DOB’s, multiple addresses, scars, marks, tattoos, phone numbers, jobs, internet, and email.
- Field Editor boxes – most segments of the format have Field Editor boxes that must be opened prior to filling in the information.
- Base Record – within each editor box is a check box to designate which segment entry will appear in the base/body of the record or first in the supplemental area. When entering a new item such as address, vehicle, etc. to an existing record, the new item can be made part of the base record (body of the response) and any other items that do not have an end date, will appear as a supplemental to the record response. Base Record is not an actual field in the Registry response and will not appear in the response.
- End Dates will be used when an item is no longer active for the offender. Numerous segments have an End Date field for each item, such as address, phone, email, etc. When the item is no longer active for the offender, i.e., they move to a new address, the old item will be marked with an end date. NOTE: Utilizing just the End Date does not remove the information from the response. The information will still appear in the Registry and NCIC response with the End Date displayed. Only when the Move to History box is used in conjunction with the End Date will the information be moved to the Admin History record and no longer display in the response.

- Electronic Signature is available for agencies that have a compatible signature pad or a way for the offender to sign via computer. This will insert the offender’s signature onto the Registration form. If the offender is unable to sign via signature pad or via computer, the signature box can be bypassed, and the form can be printed for signature.
- Run QH button. An Illinois Criminal History check can be run on existing records or new records once the name, sex, race, and date of birth are completed. This can provide vital prerequisite information and additional information during validation. This does not return a Ill criminal history response.
- Run Z2 button. An Illinois Driver’s License Query can be run on existing records or new records once the name, sex and date of birth are completed. This can provide vital prerequisite information and additional information during validation. This function does not work for queries by driver’s license numbers or out of state queries.

2-2 A. USING THE FIELD EDITOR BOX

The field Editor boxes within each segment allows the user to enter multiple items at once. To open an Editor box, double click on any one of the colored fields, below the field name.

License Plates

Plate	State	Expiration Year	Type	Expiration Month	Base

Once open, the editor box fields will all appear separately and can be completed based on entry instructions. Each Editor box will have the name of the Segment followed by the word “Editor”. Fields will turn white, meaning they are active and able to be completed.

The screenshot shows a window titled "License Plate Editor" with the following sections:

- Actions:**
 - License Plate Information:** License Plate Number (text box), License Plate State (dropdown), License Plate Expiration Month (dropdown), License Plate Expiration Year (text box), License Plate Type (dropdown), Base Record (checkbox), Row # (text box with "new" value), Total Rows (text box with "0" value).
 - Record Management:** Date/Time Entered (text box), Entering Operator ID (text box), Date/Time Updated (text box), Updating Operator ID (text box).
- Buttons:** OK, Delete, Prev, Next, New, Cancel.

Single Entry – only one item to be entered in the segment. Complete all fields and click on ok. This will place the information in the appropriate segment of the entry form.

The screenshot shows the 'License Plate Editor' window. Under 'License Plate Information', the fields are: License Plate Number (ABC123), License Plate State (IL - Illinois), License Plate Expiration Month (08 - August), License Plate Expiration Year (2025), and License Plate Type (PC - Passenger Automobile). The 'Base Record' checkbox is checked. Under 'Record Management', there are fields for Date/Time Entered, Entering Operator ID, Date/Time Updated, and Updating Operator ID. At the bottom, the 'OK' button is circled in red, along with 'Delete', 'Prev', 'Next', 'New', and 'Cancel' buttons.

License Plates (1)

Plate	State	Expiration Year	Type	Expiration Month	Base
ABC123	IL = Illinois	2025	PC = Passenger Aut...	08 = August	

Multiple Entries – more than one item to be entered in the segment. Complete the fields for the first entry, then click on NEW or NEXT. This will save your first entry in the appropriate segment and reactivate the editor box for another entry. Continue to hit the NEW or NEXT button until you have made all necessary entries. **You must ensure Base Record is checked for the primary information (i.e., the vehicle driven most, etc.)**

The screenshot shows the 'License Plate Editor' window. Under 'License Plate Information', the fields are: License Plate Number (FAKEPLATE), License Plate State (IL = Illinois), License Plate Expiration Month (03 = March), License Plate Expiration Year (2024), and License Plate Type (AQ = *Multiple Meanings...). The 'Base Record' checkbox is unchecked. Under 'Record Management', there are fields for Date/Time Entered, Entering Operator ID, Date/Time Updated, and Updating Operator ID. At the bottom, the 'New' button is circled in red, along with 'OK', 'Delete', 'Prev', 'Next', and 'Cancel' buttons.

Once you have completed the last item, click on the OK button. All entries will appear in the entry form.

License Plates (4)

Plate	State	Expiration Year	Type	Expiration Month	Base
ABC123	IL = Illinois	2025	PC = Passenger Aut...	08 = August	
TESTPLATE	IL = Illinois	2025	TK = Truck	12 = December	
FAKEPLATE	IL = Illinois	2024	AQ = *Multiple Meani...	03 = March	

The Editor boxes have Row # and Total Rows indicator to assist in maneuvering through multiple items. When entering a new item, the Row # will indicate "New". Once the item is entered, the Row # will indicate which row the item is on.

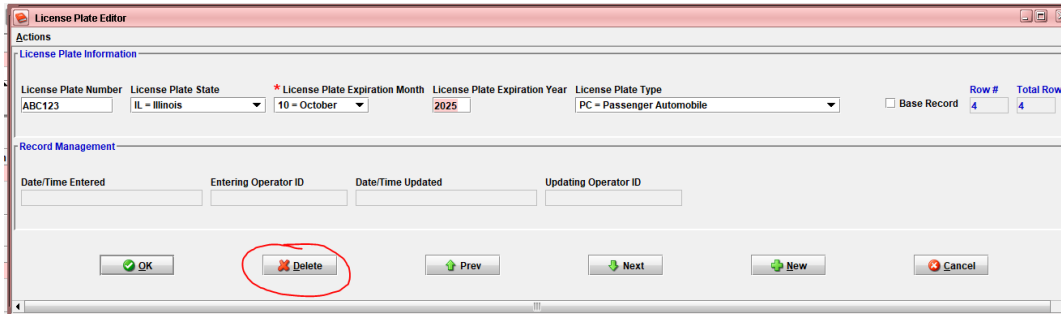
The screenshot shows the 'License Plate Editor' window. The 'License Plate Information' section contains fields for License Plate Number, License Plate State (IL = Illinois), License Plate Expiration Month (03 = March), License Plate Expiration Year (2024), and License Plate Type (AQ = *Multiple Meanings...). The 'Record Management' section has fields for Date/Time Entered, Entering Operator ID, Date/Time Updated, and Updating Operator ID. At the bottom, there are buttons for OK, Delete, Prev, Next, New, and Cancel. In the top right corner, the 'Row #' field is set to 'new' and the 'Total Rows' field is set to '2'. Both fields are circled in red.

The screenshot shows the 'License Plate Editor' window with the same fields as the previous screenshot. The 'License Plate Number' is now 'FAKEPLATE', the 'License Plate Expiration Month' is '03 = March', and the 'License Plate Expiration Year' is '2024'. The 'License Plate Type' is 'AQ = *Multiple Meanings...'. The 'Row #' field is now '3' and the 'Total Rows' field is '3'. Both fields are circled in red.

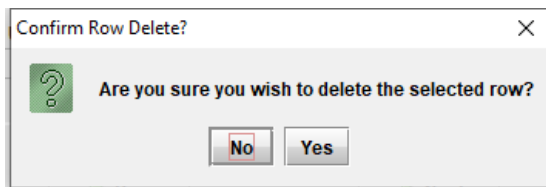
When there are multiple items entered in a segment the Previous and Next buttons become active. This will allow you to move between items without exiting the editor box. This can be used to modify items such as License Year in each of the license plates entered.

The screenshot shows the 'License Plate Editor' window with the same fields as the previous screenshots. The 'License Plate Number' is 'ABC123', the 'License Plate Expiration Month' is '10 = October', and the 'License Plate Expiration Year' is '2025'. The 'License Plate Type' is 'PC = Passenger Automobile'. The 'Row #' field is '4' and the 'Total Rows' field is '4'. At the bottom, the 'Prev' and 'Next' buttons are circled in red, indicating they are active.

If an entry was made into the editor box in error, that item can be deleted using the delete button. Open the Editor box by double clicking on the item you want to delete, or by toggling through using the Previous and Next button, until the item you wish to remove appears, then click on Delete.

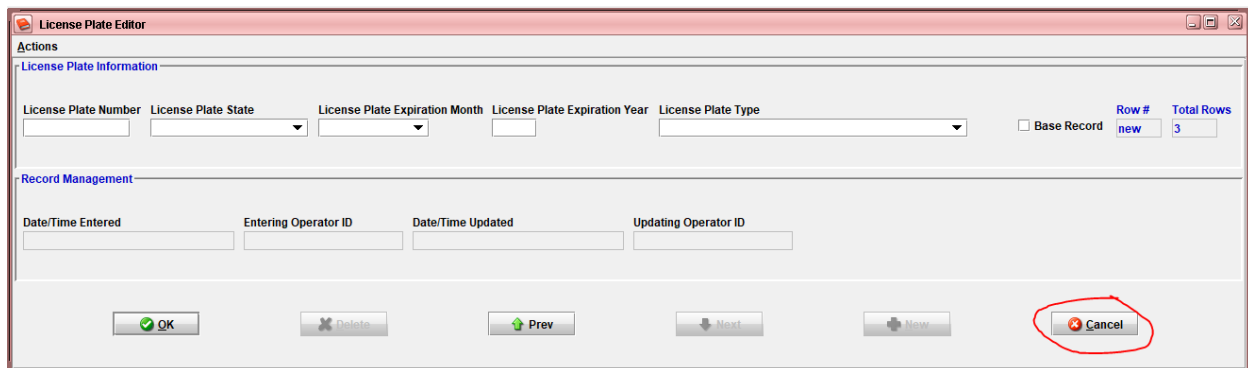


A pop-up box will appear confirming that you want to delete that item. Click on Yes to confirm deletion and the item will be removed from that segment.



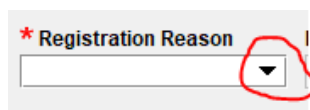
****NOTE: Delete should only be used to remove items that were entered in error or are no longer relevant to the record.**

The Cancel button is used to close the editor box when there have been NO changes or additions made. This will only close the editor box and will not affect any information previously added to the segment.



2-2B. SEARCHABLE FIELDS

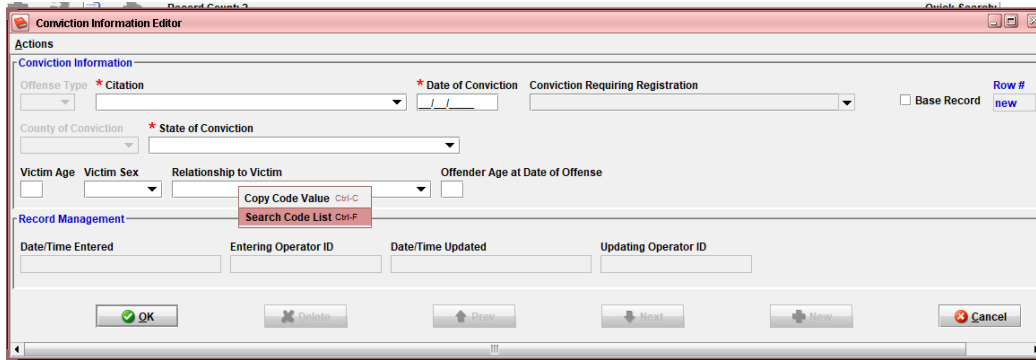
Numerous fields within the Registry form offer the ability to search for the appropriate code. This is especially helpful in fields that have extremely long drop-down boxes. All fields with a drop-down box are searchable. Drop-down boxes are identified by a down arrow on the right side of the field.



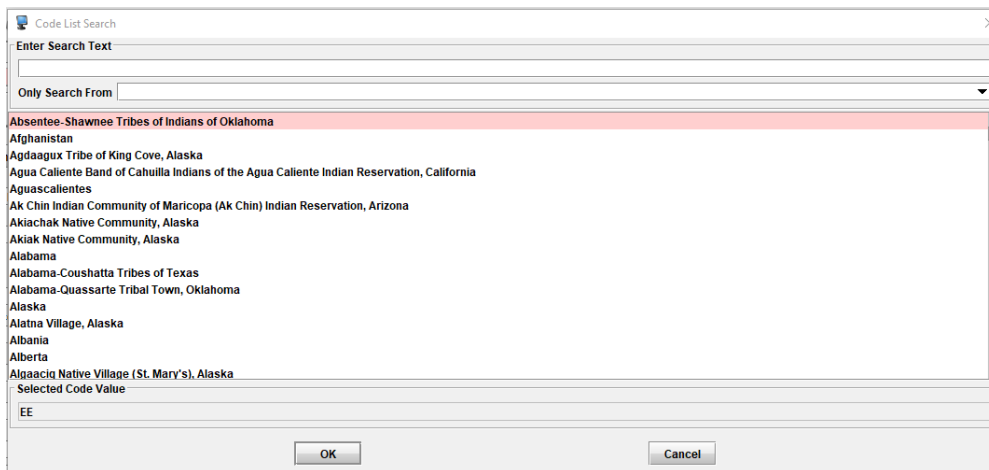
Access the Search box - Hover the mouse cursor over the searchable field and right click. A pop-up appears, select Search Code List, and left click to activate the code list.



If a field is contained in a segment of the form with an editor box, the editor box must be open and active.

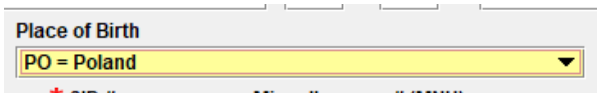
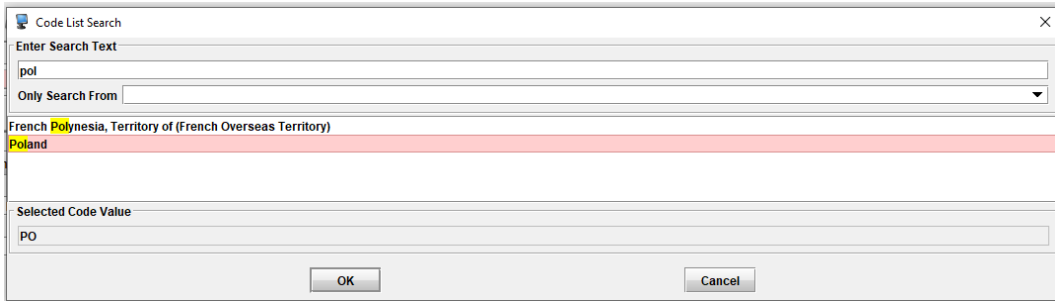


Once the Search Code List has been selected, the Code List Search box for that field will become active.



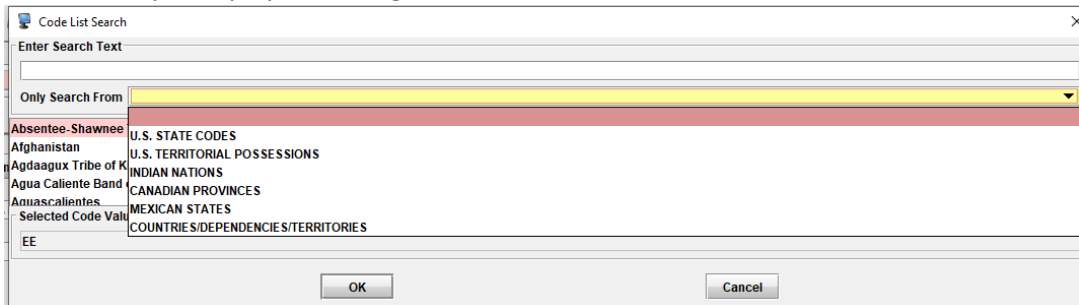
In the ENTER SEARCH TEXT box, begin typing the item that is being searched for. As the item is typed in, the search box will highlight possible matches. Once the item you are searching for appears, click on that item to highlight it, then click OK. That code will be placed in the field and the Search box will automatically close. OPTION: double clicking on the item will place it in the appropriate field and close the search box.

Example: Place of birth code for Poland.

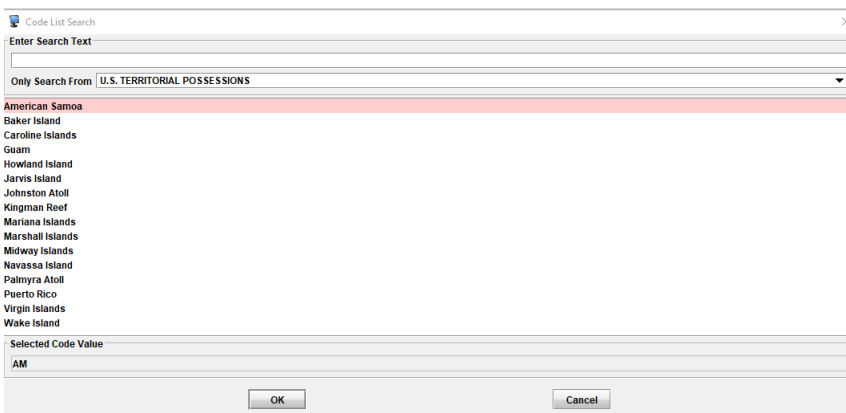


Certain fields with longer search lists can be broken down into sub-categories to limit the search using the ONLY SEARCH FROM field. Click on the field to activate the drop-down menu and select the appropriate sub-category.

The below example displays subcategories in the Place of Birth Search box.



The list will now only contain items from the sub-category.



2-3. EXAMPLE OF REGISTRATION FORMAT

Record Information

Run QH Run Z2

* ORI IL08496X2 - ISP DJ'S LEADS IL SOR VOAY * Registration Reason Registration #

Caution/Medical Conditions Agency Case #

Demographics

* Last Name * First Name Middle Name Suffix * Date of Birth

* Sex * Race * Height * Weight * Hair Color * Eye Color Skin Tone

Ethnicity Place of Birth

Social Security # FBI # * SID # Miscellaneous # (MNU) Chicago PD IR # IDC #

Fingerprint Classification DNA DNA Location

Operator License State Operator License # Operator License Expiration Year

Registration

SOR Status Original Registration Date Last Activity Date Offender Type Next Registration Date Juvenile Offender

VOAY Status VOAY Original Registration Date VOAY Last Activity Date VOAY Offender Type VOAY Next Registration Date VOAY Juvenile

Verification Verified Action Probation Officer Probation Officer Telephone

Conviction

Base	Citation	Conviction Date	County of Conviction	State of Conviction	Victim Age	Victim Sex	Victim Relationship	Offender Age	Juvenile Conviction

Address

Base	Mailing	Start Date	End Date	Type	SNU	Direction 1	Prefix	Street Na...	Suffix	Direction 2	Residen...	Unit Num	City	State	County	Zip Code	Latitude	Longitude	History	

Telephone Number

Base	Start Date	End Date	Telephone Nu...	Telephone Type

Email

Base	Start Date	End Date	Email

Internet Identifier

Base	Start Date	End Date	Internet Identif...	Internet Ident...

Employment

Base	Start Date	End Date	Employer N...	SNU	Direction 1	Prefix	Street Name	Suffix	Direction 2	Unit Num	County	City	State	Zip Code	Telephone ...	Higher Ed...	History

Occupation

Base	Occupation

Professional Licenses

Base	License Number	License Type

Education

Base	Start Date	End Date	Institution Na...	SNU	Direction 1	Prefix	Street Name	Suffix	Direction 2	Unit Num	City	State	County	Zip Code	Higher Edu...	History

Vehicles

Base	Color	Year	Make	Model	Style	VIN	Ownership

License Plates

Base	Plate	State	Expiration Year	Type	Expiration Month

Boat

Base	Boat Color	Boat Year	Boat Make	Boat Model	Boat Type	Boat Name	Boat Length	Propulsion	Hull Material	Hull Shape	Hull Number	Reg Number	Reg State	Expiration ...	Coast Guard...	Home Port

Aliases

Base	Last	First	Middle	Suffix

Dates of Births

Dates of Birth

SSNs

Social Security Number

Scars, Marks, Tattoos

Base	SMT	Description

Manage Images

Currently Selected Image

Store at NCIC? NCIC Image #

* Image Type * Date of Image

* Name * Description

Image Size * Extension

Date/Time Entered Entering Operator ID

Date/Time Updated Updating Operator ID

Form Comment

Miscellaneous Information

Record Management

Entered By	Entered Date	Modified By	Modified Date

Name	Descript...	Extension	Mod Wh...	Mod By	Add Wh...	Add By

Register Import Document Close

2.4. REGISTRATION RECORD ENTRY

Below is an example of a completed entry broken down into segments. Each field in the sections and editor boxes has been explained in the order of location. It is very important for each record to be “packed” with as much information as available to comply with NCIC regulations. Information can be obtained from SOS, CHRI, III, or in person. Prerequisite inquiries should be made prior to entry.

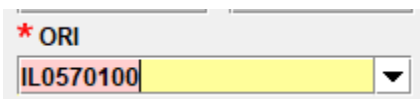
In addition to the statutes that require Lifetime Registration already, the following statutes may also require lifetime registration.

- *Per IL Statute 730 ILCS 150/7, effective August 14, 2007: Any offender convicted of a new sex offense after 08/14/2007 who was previously registered as a SOR or MVOAY offender has Lifetime Registration regardless of the offense.*
- *Per IL Statute 730 ILCS 150/3(c) (2.1), effective July 1, 2011: Any SOR offender convicted of any new felony conviction (i.e., theft, DUI, etc.) after 07/01/2011 could trigger Lifetime Registration if not already a lifetime registrant and the underlying sex offense is one that now requires Lifetime Registration.*
- *Per IL Statute 730 ILCS 150/2(E-10), effective January 1, 2012: Any Out-Of-State sex offender required to register in convicting state who comes to Illinois after January 2, 2012, shall be entered as a Sexual Predator in Illinois with Lifetime registration. AOIC code ISPSE10 was created on 02/2024.*
- *Per IL Statute 730 ILCS 154/40, effective August 14, 2007: Any offender convicted of a MVOAY offense after 08/14/2006 who was previously registered as a SOR or MVOAY offender has Lifetime registration regardless of the offense.*

SEGMENT 1 - RECORD INFORMATION

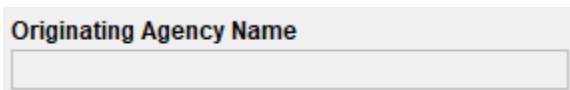
1. ORIGINATING AGENCY IDENTIFIER (ORI) - **Mandatory**

The ORI is the record owner agency responsible for the SOR record. This is not always the entering agency but should be the agency where the subject registers. The ORI may be chosen via the drop-down menu or may be typed to override the drop-down options. *NOTE: it is very important that agencies utilize the main ORI for the registering agency. This ensures that any information regarding the record is received by every terminal of that agency and not just the sub-terminal ORI.



2. ORIGINATING AGENCY NAME (ORA) – System Assigned

The ORA field is the name of the record owner agency as it appears in the NCIC database, based on the ORI. This field should auto-populate based on the ORI chosen once the record is registered. This field cannot be over-written by the user.

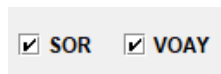


3. SEX OFFENDER/VIOLENT OFFENDER AGAINST YOUTH REGISTRATION – **Mandatory**

SOR=Sex Offender Registry MVOAY=Murderer or Violent Offender Against Youth Registry
Agencies must choose either SOR or MVOAY/Murderer or both based on the type of record entry. A subject may have a dual entry if they qualify for both types of records.

The SOR portion of the record will appear in NextGen and have an NCIC response. The MVOAY/Murderer portion of the record will only appear in NextGen. The MVOAY/Murderer portion will not have an NCIC response.

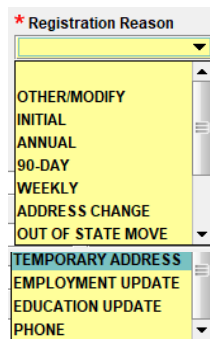
*NOTE: Dual entries will not display two NextGen responses but will be combined into one dual response.



SOR VOAY

4. REGISTRATION REASON - **Mandatory**

A reason for the transaction must be selected. Use the drop-down box to choose the most accurate reason for registration. This field must be completed every time a change/update is made to the record.



* Registration Reason

- OTHER/MODIFY
- INITIAL
- ANNUAL
- 90-DAY
- WEEKLY
- ADDRESS CHANGE
- OUT OF STATE MOVE
- TEMPORARY ADDRESS
- EMPLOYMENT UPDATE
- EDUCATION UPDATE
- PHONE

OTHER/MODIFY= Used to fix entry errors or update expiration dates (DLY, LIY) in an existing record. Do Not use this reason, if the offender has notified the agency of an address change, temporary address, new or change in phone number, employment, or education update, or an out of state move.

INITIAL=Used when the offender is registering for the very first time. This is the only time that Initial will be selected for registration reason.

ANNUAL=Required to Register and re-register within 1 year of the date of their last registration and every year thereafter until the terms of registration are complete.

90-DAY=Required to Register every 90 days (Quarterly) until the terms of registration are complete. An offender who is convicted of a violation of the Illinois Sex Offender Registration Act on or after July 1, 2005, is required to register every 90 days for the duration of their registration. Those offenders adjudicated as Sexually Dangerous or Sexually Violent, must register every 90 days for natural life.

WEEKLY=Required to Register every 7 days for as long as they remain homeless and/or until the terms of registration are complete.

ADDRESS CHANGE=Required to notify registering agency of any change of address within Illinois.

- **Sex Offenders** must notify registering agency a minimum of three days prior to moving and must register with the new agency within 3 days of arrival.
- **Murderer/Violent Offenders Against Youth** must notify registering agency a minimum of 5 days prior to moving and must register with the new agency within 5 days of arrival.
- If the offender is changing address within the same agency, the record will be updated, and new registration date will be given.

OUT OF STATE MOVE=Required to Notify agency of intent to move from Illinois to another state.

- **Sex Offenders** must notify the registering agency a minimum of 3 days prior to moving and must register with the new agency within 3 days of arrival.
- **Murderer/Violent Offenders Against Youth** must notify the registering agency a minimum of five days prior to moving and must register with the new agency within 5 days of arrival. Not all other states have MVOAY registration requirement. It is the responsibility of the offender to check and register if required.

TEMPORARY ADDRESS=Required to Notify agency of move to a temporary address.

This registration reason may be used for temporary housing arrangements, vacations, or travel for work.

- **Sex Offenders** must notify the registering agency within 3 days of any change of address and must re-register with the owning agency within 3 days after leaving the temporary address.
- **Murderer/Violent Offenders Against Youth** must notify the registering agency within 5 days of any change of address and must re-register with the owning agency within 5 days after leaving the temporary address.

EMPLOYMENT UPDATE=Required to Notify agency of change in employment.

- **Sex Offenders** are required to notify the registering agency within 3 days of obtaining employment and any subsequent changes must be made within 3 days.
- If a Sex Offender resides in Illinois but works in another state, they are required to also register in the state of employment.
- **Murderer/Violent Offenders Against Youth** must notify the registering agency within 5 days of obtaining employment and any subsequent changes

EDUCATION UPDATE=Required to Notify agency of change in education.

- **Sex Offenders** are required to notify the registering agency of any school information or change within 3 days of attending the school and any subsequent changes must be made within 3 days.
- If an offender attends any type of school in another state, they are also required to register in the state of attendance.

- Murderer/Violent Offenders Against Youth are required to notify the registering agency of any school information or change within 5 days and any subsequent changes must be made within 5 days.

PHONE=Sex Offenders are required to Notify agency of addition or removal of telephone number, within 3 days.

5. REGISTRATION NUMBER (REG) – SYSTEM ASSIGNED

The registration number is a unique number auto assigned to each entry by the NextGen system. **It is not entered by the user.** The number will follow the same formatting as a LEADS number. The Registration Number will be sent to NCIC as the Originating Agency Case Number (OCA); ensuring every NCIC record has the required unique number.

6. CAUTION/MEDICAL CONCERNS (CMC) - **Optional**

If appropriate, choose the Caution or Medical Concern that best fits the individual’s history. Using a CMC will generate the Caution Message key in the Registry and NCIC response. There is no supplemental CMC field in NextGen, so the most egregious caution/condition should be chosen. If 01=Other is chosen it must be described in the Miscellaneous Information field of the form.

The screenshot shows a dropdown menu titled "Caution/Medical Conditions" with the following items listed:

- 00 = Armed and dangerous
- 01 = Other (Identify in the MIS Field)
- 05 = Violent tendencies
- 10 = Martial arts expert
- 15 = Explosive expertise
- 20 = Known to abuse drugs
- 25 = Escape risk
- 30 = Sexually violent predator-Contact ORI
- 40 = International Flight Risk
- 50 = Heart condition
- 55 = Alcoholic
- 60 = Allergies
- 65 = Epilepsy
- 70 = Suicidal
- 80 = Medication required
- 80 = Medication required
- 85 = Hemophiliac
- 90 = Diabetic

7. AGENCY CASE # (OCA) – **Optional**

If applicable and available, this field will be utilized for the entering agencies internal record/file number. Alpha-numeric and hyphen are allowed. Spaces are not allowed in Agency case #.

The screenshot shows a text input field labeled "Agency Case #" with the value "2024123F" entered.

SEGMENT 2 – DEMOGRAPHICS (See the NCIC Code Manual, Personal Descriptors for Field Details)

Note: Per 2-1. Guidelines for Entry, each drop-down menu field in the Demographics Section is searchable. Please refer to section 2.1 for detailed instructions.

**NOTE: Record names must be entered exactly as displayed on court documents or official ID. Any other variations on the name, such as alternate spelling, aliases and middle names not displayed on paperwork or ID will be entered in the Aliases Section.

8. LAST NAME (NAM) – **Mandatory**

Enter the last name of the Offender. This field accepts a space and hyphen.

* Last Name
JONES

* Last Name
JONES SMITH

* Last Name
JONES-SMITH

9. FIRST NAME (NAM) – **Mandatory**

Enter the first name of the Offender.

* First Name
FREDERICK

10. MIDDLE NAME (NAM) - **Optional**

Enter the middle name or middle initial, if applicable, of the Offender.

Middle Name
GEORGE

Middle Name
G

11. SUFFIX (NAM) - **Optional**

Select, if applicable, the suffix of the Offender's name. This field does not have a free form option. Only the suffixes in the drop-down menu are available.

Suffix

I = The First

II = The Second

III = The Third

IV = The Fourth

V = The Fifth

VI = The Sixth

VII = The Seventh

VIII = The Eighth

IX = The Ninth

JR = Junior

SR = Senior

12. DATE OF BIRTH (DOB) – **Mandatory**

Enter the Offender's date of birth as displayed on official paperwork or ID, using the MM/DD/YYYY format.

13. SEX (SEX) – **Mandatory**

Select the Sex of the Offender. Currently NCIC and LEADS do not accept X=Unknown – III in this field. The inclusion of "X" in the drop-down menu is for future use.

14. RACE (RAC) – **Mandatory**

Select the Race of the Offender.

15. HEIGHT (HGT) – **Mandatory**

Enter the Offender's Height. Example: 5 Ft 10 In would be entered as 510. NCIC limits are minimum height=4 Ft 00 In (400) AND maximum height=7 Ft 11 In. (711)

16. WEIGHT (WGT) – **Mandatory**

Enter the Offender's Weight. Example is 250 lbs. NCIC limits are minimum weight=50 AND maximum weight=499.

17. HAIR COLOR (HAI) – **Mandatory**

Select the Offender's Hair Color that is closest to how they currently appear.

The screenshot shows two dropdown menus for hair color. The left menu, titled '* Hair Color', lists the following options: BLD = Bald (NISC only), BLK = Black, BLN = Blond or Strawberry, BLU = Blue, BRO = Brown, GRY = Gray or Partially Gray, and GRN = Green. The right menu lists: ONG = Orange, PNK = Pink, PLE = Purple, RED = Red or Auburn, SDY = Sandy, XXX = Unknown (Bald), and WHI = White.

18. EYE COLOR (EYE) – **Mandatory**

Select the Offender's Eye Color that is closest to their natural eye color.

The screenshot shows a dropdown menu titled '* Eye Color' with the following options: BLK = Black, BRO = Brown, GRN = Green, MAR = Maroon, PNK = Pink, BLU = Blue, GRY = Gray, HAZ = Hazel, MUL = Multicolored, and XXX = Unknown.

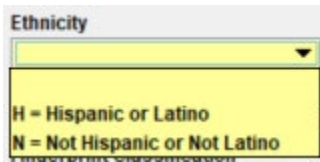
19. SKIN TONE (SKN) - **Optional**

Select the Offender's Skin Tone. This can be found in the offenders Illinois CHRI response or noted in person.

The screenshot shows a dropdown menu titled 'Skin Tone' with the following options: ALB = Albino, BLK = Black, DRK = Dark, DBR = Dark Brown, FAR = Fair, LGT = Light, LBR = Light Brown, MED = Medium, MBR = Medium Brown, OLV = Olive, RUD = Ruddy, SAL = Sallow, and YEL = Yellow.

20. ETHNICITY (ETN) - **Optional**

Select the Offender's Ethnicity if available. This can be determined based on place of birth or noted in person.



Ethnicity

H = Hispanic or Latino
N = Not Hispanic or Not Latino

21. PLACE OF BIRTH (POB) - **Optional**

Select the Offender's Place of Birth. This field is highly encouraged to ensure NCIC compliance and is available on the FBI record or in person.



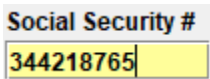
Place of Birth

U.S. STATE CODES

AL = Alabama
AK = Alaska
AZ = Arizona
AR = Arkansas
CA = California

22. SOCIAL SECURITY NUMBER (SOC) - **Optional**

Enter the Offender's Social Security number. Do not include dashes. If more than one number is available, agencies should use the number that appears in the Illinois Criminal History and enter any others in the Alias Social Security Numbers section.

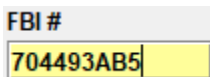


Social Security #

344218765

23. FBI NUMBER (FBI) - **Optional**

Enter the Offender's FBI record number. The inclusion of this number ensures that SOR information is available through criminal and civil fingerprint submissions.

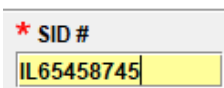


FBI #

704493AB5

24. STATE IDENTIFICATION NUMBER (SID) - **Mandatory**

Enter the Offender's Illinois SID number. If an Illinois SID is not available, it is acceptable to enter an out of state SID number. The SID can be obtained from the CHRI database.



* SID #

IL65458745

If the Offender's SID number is not available, please enter one of the following SID codes below until the valid SID number can be obtained and the record modified

FIRST SIX POSITIONS OF SID FIELD	USE WHEN
PNOSID	Subject is on parole and no SID is available.
SNOSID	Subject is from out of state and no SID is available.
XNOSID	No SID is available in situations other than those listed above.

NOTE: Once a SID becomes available, the record should be modified to include it.

25. MISCELLANEOUS NUMBER (MNU) - **Optional**

If applicable, select the type of number and enter the number in its entirety. The MNU must be preceded by the 2-digit identifying code, a dash (-) and the number. If the 2-digit code is selected from the drop-down list, delete the translation, and type the number following the dash. For example: AR-022022022.

NOTE: The Offender Registry system does not allow for the entry of additional MNU's. Therefore, it is very important for agencies to enter the most important number.

Alien Registration Numbers will take precedence, especially for offenders facing deportation.

Personal identification number, Originating Agency ID number and Passport numbers will take precedence over military service numbers (since those are often the subjects social security number).

26. CHICAGO PD IR NUMBER (CIR) - **Optional**

If applicable, enter the Offender's Chicago PD Identification Record number. This record is assigned by Chicago PD. If a CIR has been assigned, it can generally be found in an Illinois CHRI response.

Chicago PD IR #

27. ILLINOIS DEPARTMENT OF CORRECTIONS INMATE NUMBER (IDC) - **Optional**

Enter the Offender's IDC #. This number is assigned by the Illinois Department of Corrections to an inmate upon incarceration. If present, the number can be obtained from an Illinois QR1 Rap Sheet response. The IDC# should be populated whenever possible to ensure correct transfer of data when an offender is released or reincarcerated from the Department of Correction.

IDC #
B32165

28. FINGERPRINT CLASSIFICATION (FPC) - **Optional**

If available, enter the Fingerprint Classification number assigned to the Offender. This number can be found on the NCIC III Response. This number should be entered as one continuous string with no dashes or spaces.

Fingerprint Classification
15530906061603080902

29. DNA and DNA LOCATION (DNA/DLO) - **Conditional**

The DNA field has a default value of N, meaning that no DNA data is available. If applicable, choose Y from the drop-down box. If Y is chosen from the drop-down box, then the DNA Location field must be completed. This field can include contact information, DNA Laboratory physical address, type of DNA sample, and other information deemed appropriate by the agency. If DNA location is not known, place UNKNOWN in the field. If DNA is in Illinois, it is ALWAYS located at the address below. If Y is chosen and the DNA location is left blank, an error notification box will appear.

DNA
Y = Yes
N = No

DNA Location

Example of Illinois DNA location:

ILLINOIS STATE POLICE DNA INDEXING LABORATORY 3710 E LAKE SHORE DRIVE,
SPRINGFIELD, IL 62712-8609 PHONE:(217)782-4975 ORI:IL0848800

30. OPERATOR LICENSE STATE, LICENSE #, LICENSE EXPIRATION YEAR (OLS/OLN/OLY) - **Conditional**

If available, enter the Offender's driver's license information. These fields are not mandatory, but if used, all three fields must be completed, or an error notification will result. It is encouraged that these fields be completed even for out of state OLN's to ensure the integrity of the searching process.

Operator License State
Operator License #
Operator License Expiration Year

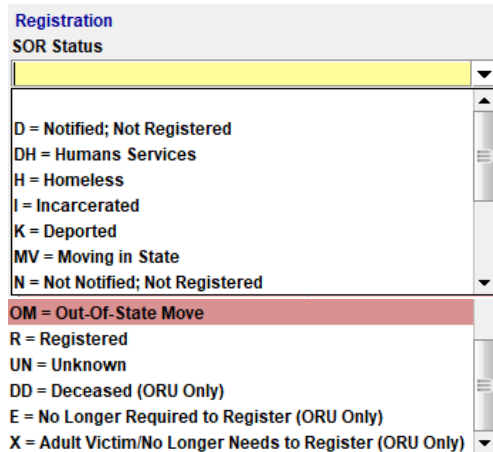
AL - Alabama
AK - Alaska
AZ - Arizona
AR - Arkansas
CA - California
CO - Colorado
CT - Connecticut

SEGMENT 3 – REGISTRATION

Note: Per 2-1. Guidelines for Entry, each drop-down menu field in the Registration Section is searchable. Please refer to Section 2.1 for detailed instructions.

31. SOR STATUS (LSTA) - **Mandatory**

Select the appropriate [Status of the Offender](#) from the drop-down menu. This field indicates the Offender's registration status, general location (Registered, Deported, Moved out of State) or if the record is in Moving Status to another Illinois county.



The screenshot shows a web interface for the 'Registration' section, specifically the 'SOR Status' dropdown menu. The menu is open, displaying a list of status codes with their corresponding descriptions. The 'OM = Out-Of-State Move' option is highlighted in red. The list includes: D = Notified; Not Registered, DH = Humans Services, H = Homeless, I = Incarcerated, K = Deported, MV = Moving in State, N = Not Notified; Not Registered, OM = Out-Of-State Move, R = Registered, UN = Unknown, DD = Deceased (ORU Only), E = No Longer Required to Register (ORU Only), and X = Adult Victim/No Longer Needs to Register (ORU Only).

STATUS CODE D – Notified/Not Registered - Can be utilized by any agency upon notifying the offender of the need to register. The notifying agency will modify the record from N- Not Notified/Not Registered to D-Notified/Not Registered. The agency modifying N to D does not assume LEADS record ownership. The notifying agency must also attach an add-on to the record specifying the date and time of notification as well as the officer's name.

STATUS CODE DH-Human Services – used when an offender is housed in a Department of Human Services facility.

STATUS CODE H – Homeless – used when the offender has reported that they do not have a residence. If Homeless, offender is required to register weekly.

STATUS CODE I – Incarcerated – used when an individual is incarcerated in a state or federal prison.

STATUS CODE K – Deported – used when an offender has been reported as deported. Agencies are often notified of deportation by SOS but can also find information on individuals who are deported on ICE websites. Agencies can also run an ICE Query in LEADS 3.0.

STATUS CODE MV – Used when the offender is moving to another address within Illinois but outside of the owning agency's jurisdiction. See Modify (Section 3) for complete Moving details.

STATUS CODE N – Not Notified/Not Registered – Any agency or officer that has contact with the subject should notify the offender of the need to register. The notifying agency will change the record status to D-Notified/Not Registered once the offender has been notified. The agency modifying N to D does NOT assume ownership of the record.

STATUS CODE OM – Out-Of-State Move – Used when the offender has notified agency of move to another state.

STATUS CODE R – Registered – The owning agency will use this code anytime an offender registers at their agency, whether annual, quarterly, or weekly.

STATUS UN – UNKNOWN – The owning agency will use this code when the offender's location is unknown. This should be used in conjunction with the ADD=UN (Unknown/other) and the SNA/SNU fields should be completed with UNK/UNKNOWN.

STATUS CODE DD – Deceased – Only the Offender Registry Unit can utilize this status code. Confirmation of death is required. Upon notification or discovery of death of an offender, the Offender Registry Unit should be notified. The Offender Registry Unit will change the offender status once death has been confirmed.

Agencies may receive information of the death of an offender via personal notice, the individual's driver's license, or photo id, or via obituaries. It is recommended that agencies check these files when an individual is an absconder as oftentimes agencies are not notified of an offender's death.

STATUS CODE E – Child Victim/No Longer Required to Register – Only the Offender Registry Unit can utilize this status code. Confirmation is required that offender no longer needs to register.

STATUS CODE X – Adult Victim/No Longer Needs to Register – Only the Offender Registry Unit can utilize this status code. Confirmation is required upon completion of the offender's registration requirement.

STATUS CODE FP – Federal Prison – used when an individual is incarcerated in a federal prison.

STATUS CODE OP – Out of State Prison – used when an individual is incarcerated in a prison outside of Illinois.

32. ORIGINAL REGISTRATION DATE (ORD) - **Mandatory**

The Original Registration Date (ORD) indicates the date the subject first registered as a sex offender or violent offender.

- ORD is a required NCIC field and therefore must be completed in NextGen.
- SOR Status N=Not Notified/Not Registered and SOR Status D=Notified/Not Registered will not have an ORD until the subject registers. Agencies should use the date of entry in the ORD field until it can be modified to the proper ORD.
- An IDOC (IL Dept of Corrections) SOR entry may not contain an ORD, as the notification to the offender to register (Status D) does not constitute registration.
- Agencies registering an offender already in NextGen with Status/D entered by IDOC must complete the ORD field.



33. LAST ACTIVITY DATE (LADT) – **Mandatory**

Enter the date that the Offender has either last registered or the date that a change was made to the record..

- SOR Status N (Not Notified/Not Registered). Must be completed with the date of entry.
- SOR Status N or D is modified to SOR Status/R, the Activity Date must be completed with the date of registration.



34. OFFENDER TYPE (CSO) – **Mandatory**

Select the [Offender Type](#) from the drop-down menu. The Offender Type defines whether the sex offender's victim was under or over 18 years of age. Once entered, the Offender Type can only be changed by the current record owner, an agency assuming ownership of the record, or the ISP Offender Registration Section. These types are determined by the type of conviction and the age of Victim. [See AOIC Code Table](#) and [Offender Type/Status Code List \(Addendum 1\)](#) for further clarification.

- Juveniles adjudicated in Juvenile Court should be marked appropriately with "J or K".
- Lifetime Sexual Predators should be marked "P or S". Both types should trigger the ERD/NONEXP.
- 10 Year Sex Offenders should be marked "Y or N". Both types should trigger the ERD/***** (10 years from date of Registration).
- Sexually Motivated Murder (only if case is sexually motivated or if conviction was prior to the MVOAY Act and victim was a minor, should be marked "M".
- Only ISP ORU can use "D, V, X, Z".
- Users should ensure that the ERD is accurate after the record is registered. Both the record and the Registry/NCIC responses must reflect the correct ERD.

- Codes J and K are for adjudicated juveniles. The length of registration requirement depends on the statute that the conviction is derived from. When using these codes, refer to the AOIC table for clarification on the length of registration. Juveniles with Lifetime registration requirement can petition the court after 2(misdemeanor) or 5(felonies) years to be removed from the Sex Offender Registry. Offenders are required to register annually unless they have been convicted of a “FAILURE TO...” offense. Any 10-YEAR registration conviction will extend 10 years to the length of the registration. The registration requirement will also change to 90 days.

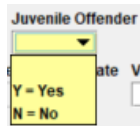
35. NEXT REGISTRATION DATE – SYSTEM ASSIGNED

This date is auto calculated based on Registration Type and the Last Activity Date and is not entered by the user. The date will appear on the Registry Response and the Signature form.

36. JUVENILE OFFENDER (JUV) - **Optional**

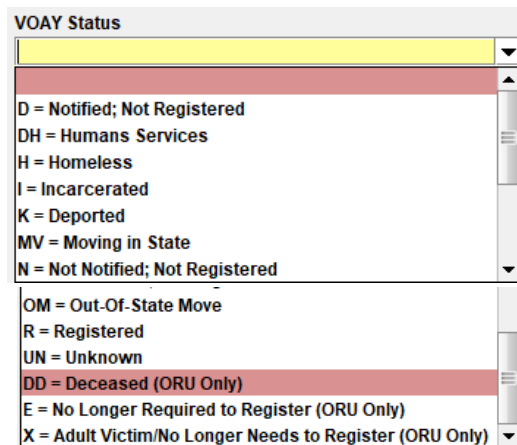
If applicable, select Y or N from the drop-down list.

- If the offender is required to register based on a juvenile adjudication, then “Y” should be selected.
- If the offender was convicted as an adult, regardless of age, a “N” should be selected.
- If unknown, leave the field blank.
- The age of the victim is irrelevant to this field.



37. MVOAY STATUS (LSTA) - **Mandatory**

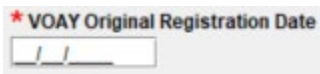
Select the appropriate [Status of the Offender](#) from the drop-down menu. This field indicates the Offender’s registration status, general location (Deported, Moved out of State) or if the record is in Moving Status to another Illinois county. See [31. SOR Status](#) for detailed description of each status.



38. MVOAY ORIGINAL REGISTRATION DATE (ORD) – **Mandatory**

The Original Registration Date (ORD) indicates the date the subject first registered as a violent offender against youth.

- MVOAY Status N=Not Notified/Not Registered and MVOAY Status D=Notified/Not Registered will not have an ORD until the subject registers. Agencies should use the Last Activity Date in the ORD field until it can be modified to the proper Original Registration Date.
- An IDOC (IL Dept of Corrections) SOR entry will not contain an ORD as the notification to the offender to register (Status D) does not constitute registration.
- Agencies registering an offender already in NextGen with Status/D entered by IDOC must complete the ORD field.



39. MVOAY LAST ACTIVITY DATE (LADT)– **Mandatory**

Enter the date that the Offender has either last registered or the date that a change was made to the record.

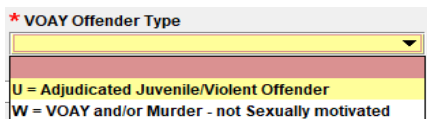
- MVOAY Status is N (Not Notified/Not Registered) the Activity Date indicates when the record was entered.
- MVOAY Status is N or D is modified to MVOAY Status/R, the Activity Date must be completed with the date of registration.



40. MVOAY OFFENDER TYPE (CSO) – **Mandatory**

Select the [MVOAY Offender Type](#) from the drop-down menu. The MVOAY Offender Type defines whether the violent offender was convicted as an adult or an adjudication as a juvenile. These types are determined by the type of conviction and the age of Victim. [See AOIC Code Table](#) and [Offender Type/Status Code List \(Addendum 1\)](#) for further clarification.

- Adjudicated Juvenile Murderer/Violent Offender Against Youths should be marked “U” when the offender has been adjudicated by the Juvenile Courts and deemed a violent offender.
- Murderer/Violent Offender Against Youths – Non-Sexually Motivated Murders of adult or child victims and all other MVOAY offenses against children should be marked “W”.



Below is a more detailed explanation of the Codes. [See AOIC Code Table](#) and [Offender Type/Status Code List \(Addendum 1\)](#) for further clarification.

10 YEAR **OR** LIFETIME

REGISTRATION:

CODE U = VICTIM < 18, OFFENDER = ADJUDICATED JUVENILE

CODE W = VICTIM = ANY AGE, OFFENDER = ANY AGE

- Code U is for adjudicated juveniles. The length of registration requirement depends on the statute that the conviction is derived from. When using this code, refer to the AOIC table for clarification on the length of registration. Juveniles with Lifetime registration requirement can petition the court after 2(misdemeanor) or 5(felonies) years to be removed from the Sex Offender Registry. Offenders are required to register annually unless they have been convicted of a "FAILURE TO..." offense. Any 10-YEAR registration conviction will extend 10 years to the length of the registration, but the annual registration requirement will not change.
- Code W is for offenders who have been convicted of non-sexually motivated murder of an adult or child. It is also for offenses against children under 18. Offenders can be any age. Most offenses require 10-year registration except for Murder of a Child, or Attempted Murder of a Child (<18). Violent offenders can also be lifetime if they have multiple convictions of registerable offenses; or if the offender was previously on the Sex Offender Registry and is then convicted of a MVOAY offense. Offenders are required to register annually. Even if an offender is convicted of a "FAILURE TO..." offense, the annual registration requirement will not change. Only the ERD will adjust after the extension is added.


41. MVOAY NEXT REGISTRATION DATE – SYSTEM ASSIGNED

This date is auto calculated based on Registration Type and the Last Registration; it is not entered by the user. The date will appear on the Registry Response and the Signature form.

42. MVOAY JUVENILE OFFENDER (JUV) - **Optional**

If applicable, select Y or N from the drop-down list. The age of the victim is irrelevant to this field.

- If the offender is required to register based on a juvenile adjudication, then "Y" should be selected.
- If the offender was convicted as an adult, regardless of age, a "N" should be selected.
- If unknown, leave the field blank.



43. VERIFICATION (VER) - **Optional**

ONLY the ISP Offender Registration Unit can utilize Code C, D, and M.

The screenshot shows a dropdown menu titled "Verification" with a list of codes and their corresponding descriptions. The list is as follows:

- 1 = Verified Address
- 2 = Not Located
- 3 = Located at other address
- 4 = Possible Address
- 5 = Incarcerated City/County
- 6 = Incarcerated - IDOC
- 7 = Incarcerated - Federal
- 8 = Incarcerated - Work Release
- 9 = Deceased
- 10 = Out of State
- 11 = Locate Other County
- C = Offender committed to DHS
- D = Offender detained by DHS
- M = DHS

44. VERIFIED ACTION (VAC) – **Optional**

Select the Verified Action from the drop-down list.

The screenshot shows a dropdown menu titled "Verified Action" with a list of actions and their corresponding descriptions. The list is as follows:

- A = Citation
- B = Notified by Form
- C = Arrest Misdemeanor
- D = Arrest Felony
- E = Wanted on Warrant
- F = Warrant Applied For
- G = AddOn
- H = Not Qualified
- I = Resident Agency Notified
- J = Moved Into State
- K = Moving Out of State

45. PROBATION OFFICER – **Optional**

If applicable and available, enter the name of the Offender's Probation Officer. Probation Officer name will not appear in the registry response but will appear on the SOR signature form.

The screenshot shows a text input field labeled "Probation Officer" with the text "OFFICER FRIENDLY" entered.

46. PROBATION OFFICER TELEPHONE – **Optional**

If applicable and available, enter the telephone number of the Offender's Probation Officer. Use the (xxx(sp)xxx-xxxx) format. Probation Officer Telephone will not appear in the registry response but will appear on the SOR signature form.

The screenshot shows a text input field labeled "Probation Officer Telephone" with the text "217 555-1212" entered.

SEGMENT 4 – CONVICTION EDITOR

Pictured below is the Conviction Information Editor. Ten (10) convictions may be included in record. *Note: Refer to Section 2-1. Guidelines for Entry, for detailed instructions on using the [field editor box](#) and [searchable fields](#).*

47. BASE RECORD – **Mandatory**

The base record field is an indicator box that tells the NextGen system which citation the user would like to appear first in the response. Only one citation can be chosen as the Base, however all citations will appear in the record.

The following guidelines will assist in choosing the appropriate Base citation:

Single citation – mark as Base Record

Multiple citations – the original offense conviction/adjudication should be marked as Base Record.

Subsequent citations – including Violations of the SOR act will be added but not marked as base.

Dual Entry – Offender is both Sex Offender and MVOAY – the original offense conviction/adjudication pertaining to the Sex Offender record will be marked as base. This is because Sex Offender records are sent to NCIC and MVOAY's are not.

48. CITATION (CIT) – **Mandatory**

Select the offense from the drop-down list that the offender was originally convicted/adjudicated of should be placed in the first field and marked as the base record.

Note: Per 2-1. Guidelines for Entry, this field is [searchable](#). Please refer to section 2.1 for detailed instructions.

- The citation must be a valid code from the [AOIC Sex Offender and MVOAY Code Table](#). The [AOIC Reference Guide](#) is available for further instructions on use of the Code Table.
- A minimum of one Citation with corresponding Conviction Date is required.
- Multiple Citations and offenses as well as subsequent registration violation offenses may be entered as appropriate.

49. DATE OF CONVICTION (CON) – **Mandatory**

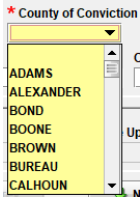
Enter the date the offender was convicted using the MM/DD/YYYY format. A CON is required for every citation. The CON can only be changed by the ISP Offender Registration Section or an agency assuming record ownership.



A screenshot of a form field labeled "Date of Conviction" with a red asterisk. The field contains the date "05/01/2010".

50. COUNTY OF CONVICTION (CCV) – **Conditional**

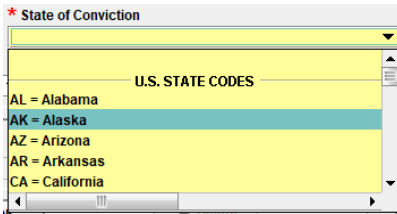
If the offender's State of Conviction is **Illinois**, the County of Conviction MUST be completed. Select the Illinois County of the offender's conviction from the drop-down menu. If the county code number is known, it can be typed into the field. If needed, refer to the [County Code Table](#).



A screenshot of a dropdown menu titled "County of Conviction" with a red asterisk. The menu is open, showing a list of Illinois counties: ADAMS, ALEXANDER, BOND, BOONE, BROWN, BUREAU, and CALHOUN.

51. STATE OF CONVICTION (CCV) - **Mandatory**

Select the offender's state or country of conviction from the drop-down menu.




A screenshot of a dropdown menu titled "State of Conviction" with a red asterisk. The menu is open, showing a list of U.S. state codes: AL = Alabama, AK = Alaska, AZ = Arizona, AR = Arkansas, and CA = California.

52. VICTIM AGE (AOV) – **Mandatory**

Enter the age of the victim at the time of offense.

- Single Victim – Use this victim's age for all offenses including any failure to register offenses.
- Multiple Victims – Match the victim age to the offense if known. If unknown, use the youngest age of victim. Use the youngest victim's age for any failure to register offenses. When victim is less than 1 year the field should be completed with 00 and the actual age defined in months should be entered in the Miscellaneous Information field.

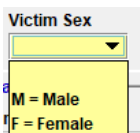


A screenshot of two "Victim Age" input fields. The first field contains the number "8". The second field contains "00".

53. VICTIM SEX (SOV) – **Optional**

If available, select the sex of the victim from the drop-down menu.

Agencies may opt to leave this field blank to protect the identity of the victim(s).



A screenshot of a dropdown menu titled "Victim Sex". The menu is open, showing a list of options: M = Male and F = Female.

54. RELATIONSHIP TO VICTIM (ROV) – **Optional**

If available, select the offender's relationship to the victim from the drop-down menu. Agencies may opt to leave this field blank to protect the identity of the victim(s).

Relationship to Victim

WITHIN FAMILY

- CH = Victim was Child
- CS = Victim was Common-Law Spouse
- GC = Victim was Grandchild
- GP = Victim was Grandparent
- IL = Victim was In-Law
- OF = Victim was Other Family Member

OUTSIDE FAMILY BUT KNOWN TO VICTIM

- PA = Victim was Parent
- SB = Victim was Sibling
- SE = Victim was Spouse
- SC = Victim was Stepchild
- SP = Victim was Stepparent
- SS = Victim was Stepsibling
- HR = Homosexual Relationship

AQ = Victim was Acquaintance
BE = Victim was Babysittee (The Baby)
BG = Victim was Boyfriend/Girlfriend
CF = Victim was Child of Boyfriend or Girlfriend
EE = Victim was Employee
ER = Victim was Employer
XS = Victim was Ex-Spouse
FR = Victim was Friend

NE = Victim was Neighbor
OK = Victim was Otherwise Known
NOT KNOWN BY VICTIM
RU = Relationship Unknown
ST = Victim was Stranger

55. OFFENDER AGE AT DATE OF OFFENSE (AOO) – **Optional**

Enter the age of the offender at the date of offense. If offender age is unknown, calculate by subtracting date of birth from the date of offense and minus one year.

Offender Age at Date of Offense

34

56. JUVENILE CONVICTION – **Mandatory**

This box will be used to identify whether the offender was adjudicated as a juvenile or convicted as an adult.

Juvenile – The offender was 17 years of age or younger at the time of offense and was adjudicated in juvenile court.

Adult – The offender was 18 years or age or older or a juvenile who was charged and convicted as an adult.

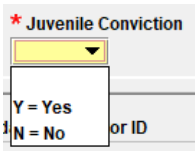
The YES/NO marked will determine if the record appears on the Public Offender Website or not. Offenders convicted/adjudicated as Juveniles will not be included in the Sex Offender website to protect their identity.

This field does not appear on the record response.

The following rules apply:

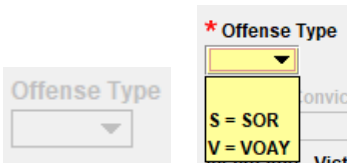
- Any record in which the offender was ONLY adjudicated as a juvenile will not appear on the Public Offender Website.
- Any record in which the offender was ONLY convicted as an adult will appear on the Public Offender Website.
- If an offender is adjudicated as a juvenile and then has a subsequent conviction(s) as an adult, the record will then appear on the Public Offender Website but will only display the adult convictions.

YES or NO must be selected for each citation entry.



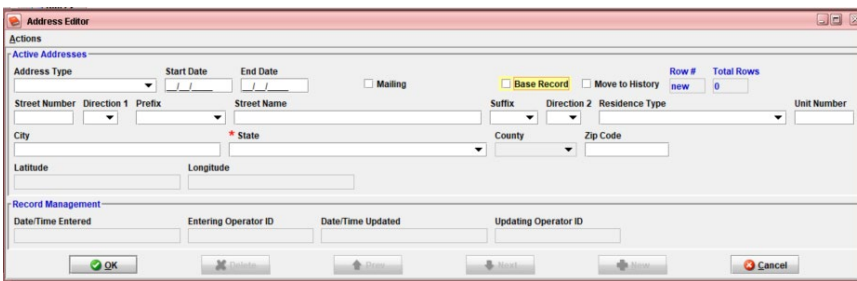
57. OFFENSE TYPE (OFT) – Conditional

This field is dictated and activated by the citation field. If the selected citation can be applied to both SOR and MVOAY/Murderer, the Offense Type will become highlighted. The field will become mandatory and either S=SOR or V=MVOAY will be selected based on the offender type.



SEGMENT 5 – ADDRESS EDITOR

Pictured below is the Address Editor. *Note: Refer to Section 2-1. Guidelines for Entry, for detailed instructions on using the [field editor box](#) and [searchable fields](#).*



58. BASE RECORD – **Mandatory**

Place a check in the Base Record box of the appropriate address.

Agencies must check the address that will appear in the Base or body of the record. All other addresses that have not been placed in history will appear in the supplemental/additional portion of the record.

Base Record

The place where the offender is currently residing will be marked as the base. This can be a residence, state, or federal prison, homeless or transient.

59. MAILING BOX - **Mandatory**

Place a check in the Mailing Box if the address provided is also the mailing address. This can be accomplished by clicking on the box with the mouse cursor or by pressing the spacebar once the field is highlighted.

Mailing

The mailing address may be different than the Base address and will require two address entries. The correct mailing address must be identified in each record to comply with Illinois Statutes requiring Illinois State Police to mail registration documents to offenders.

60. START DATE (BDA) – **Conditional**

If applicable, enter the Start Date of the new address provided by the Offender. Utilize the MM/DD/YYYY format.

- Use the date the offender began the residence type. It is permissible to approximate the beginning date. If BDA field is left blank, the system will autofill it with current date.
- When 09-Temporary Lodging is used, the BDA field must be included.

Start Date

61. END DATE (EDA) – **Conditional**

If applicable, enter the End Date of the address provided by the Offender. Utilize the MM/DD/YYYY format.

- Use the date the offender terminated the type of residence.
- Addresses with an End Date will be retained historically but will not appear in the Registry response.
- When 09-Temporary Lodging is used the EDA is required.

End Date

62. ADDRESS TYPE (ADD) - **Mandatory**

Select the Offender's type of address from the drop-down menu. It is highly recommended that this field be completed to comply with NCIC entry standards.

Address Type

- 01 = Residence (Last Known)
- 02 = Employer
- 03 = Relative
- 04 = Known Associate
- 05 = Other
- 06 = Homeless
- 07 = Transient
- 08 = Incarcerated
- 09 = Temporary Lodging
- 10 = School
- 11 = Mailing
- UN = Unknown/Other

NOTE For 09=Temporary Lodging, NextGen does not allow a future start date but does allow a future end date. Current date can be used as the start date.

63. STREET NUMBER (SNU) - **Mandatory**

Enter the Street Number of the address provided by the Offender. The guidelines are different for the following conditions:

- Offender is HOMELESS (IN-STATE AND OUT-OF-STATE)
- Address is UNKNOWN
- Offender has been DEPORTED
- Offender is Incarcerated in COUNTY/LOCAL JAIL

IN-STATE HOMELESS OFFENDER:

To ensure the non-compliance timer is set and triggered if the in-State offender does not meet the weekly registration requirements, the following rules must be applied:

- SOR/MVOAY Status – must be H-Homeless
- Address Type – must be 06-Homeless
- Street Number field must contain HMLS. This will ensure the noncompliance timer is set and triggered if the offender does not meet weekly registration requirements. This is required for in-state weekly registrants.
- Street Name field will auto-populate with the word “HOMELESS”.
- City, County and Zip code should be completed.
- State is always required.
- Residence Type - must contain HL-Homeless.

Address Editor

Active Addresses

Address Type: 06 = Homeless Start Date: 11/07/2024 End Date: Mailing: Base Record: Row #: new Total Rows: 0

Street Number: HMLS Direction 1: Prefix: Street Name: HOMELESS Suffix: Direction 2: Residence Type: HL = HOMELESS Unit Number:

City: CHICAGO State: IL - Illinois * County: 016 - Cook Zip Code: 60626

Latitude: Longitude:

Record Management

Date/Time Entered: Entering Operator ID: Date/Time Updated: Updating Operator ID:

OK Update Previous Next Cancel

OUT OF STATE HOMELESS OFFENDER:

Out of State homeless offenders DO NOT REQUIRE the weekly registration timers that In-State offenders have in place. To ensure the offender remains compliant in Illinois, the following rules must be applied:

- SOR/MVOAY Status – must be OM = Out-of-State Move
- Address Type – must be 06-Homeless
- Street Number – must be NONE. Do NOT use the code HMLS.
- Street Name – must be NONE.
- Residence Type - must contain HL-Homeless
- State is always required.
- All other address fields should be completed as appropriate.

The screenshot shows the 'Address Editor' window with the following fields filled out:

- Address Type: 06 - Homeless
- Start Date: 11/07/2024
- End Date: / /
- Mailing:
- Base Record:
- Row #: new
- Total Rows: 0
- Street Number: NONE
- Direction 1: NONE
- Prefix: NONE
- Street Name: NONE
- Suffix: NONE
- Direction 2: NONE
- Residence Type: HL - HOMELESS
- Unit Number: NONE
- City: CHICAGO
- State: IL - Illinois
- County: COOK
- Zip Code: 60626
- Latitude:
- Longitude:

Record Management section includes fields for Date/Time Entered, Entering Operator ID, Date/Time Updated, and Updating Operator ID. Buttons at the bottom include OK, Delete, Draw, Next, New, and Cancel.

UNKNOWN ADDRESS:

A record may be entered when the offenders address is unknown; however, the record must be updated as soon as the proper address is known.

- SOR/MVOAY Status – must be UN-Unknown
- Address Type – must be UN=Unknown/Other
- Street Number – must be UNK
- Street Name – must be ADDRESS UNKNOWN
- State is always required.
- Residence Type – must contain UN-Unknown/Other

The screenshot shows the 'Address Editor' window with the following fields filled out:

- Address Type: UN - Unknown/Other
- Start Date: 05/15/2025
- End Date: / /
- Mailing:
- Base Record:
- Move to History:
- Row #: new
- Total Rows: 0
- Street Number: UNK
- Direction 1: UNK
- Prefix: UNK
- Street Name: ADDRESS UNKNOWN
- Suffix: UNK
- Direction 2: UNK
- Residence Type: UN - UNKNOWN/OTHER
- Unit Number: UNK
- City: CHICAGO
- State: IL - Illinois
- County: COOK
- Zip Code: 60611
- Latitude:
- Longitude:

Record Management section includes fields for Date/Time Entered, Entering Operator ID, Date/Time Updated, and Updating Operator ID. Buttons at the bottom include OK, Delete, Draw, Next, New, and Cancel.

DEPORTED:

Once an offender is confirmed deported the address should be changed accordingly.

- SOR/MVOAY Status – must be K-DEPORTED
- ADDRESS TYPE – complete with 05=Other
- SNU – complete with 000 (three zeros)
- SNA – complete with the word DEPORTED
- CITY – complete with the word DEPORTED
- STATE – complete with the country they have been deported to.
- RESIDENCE TYPE – must contain Unknown/Other

The screenshot shows the 'Address Editor' window with the following fields filled out:

- Address Type: 05 = Other
- Start Date: 11/07/2024
- End Date: / /
- Mailing:
- Base Record:
- Row #: new
- Total Rows: 0
- Street Number: 000
- Direction 1: (empty)
- Prefix: (empty)
- Street Name: DEPORTED
- Suffix: (empty)
- Direction 2: (empty)
- Residence Type: UN = UNKNOWN/OTHER
- Unit Number: (empty)
- City: DEPORTED
- State: MM = Mexico (see separate list of Mexican States; use ...)
- County: (empty)
- Zip Code: (empty)
- Latitude: (empty)
- Longitude: (empty)

Record Management section:

- Date/Time Entered: (empty)
- Entering Operator ID: (empty)
- Date/Time Updated: (empty)
- Updating Operator ID: (empty)

Buttons: OK, Delete, Prev, Next, New, Cancel

INCARCERATED IN LOCAL/COUNTY JAIL:

When an Offender is incarcerated in a Local or County Jail the address should be changed accordingly.

- SOR/MVOAY Status – DO NOT CHANGE; keep current status.
- ADDRESS TYPE – complete with 08=Incarcerated
- SNU – complete with JAIL
- SNA – complete with NAME OF LOCAL/COUNTY JAIL
- City, County and Zip code should be completed.
- State is always required.
- RESIDENCE TYPE – must contain J=JAIL

The screenshot shows the 'Address Editor' window with the following fields filled out:

- Address Type: 08 = Incarcerated
- Start Date: 04/03/2025
- End Date: / /
- Mailing:
- Base Record:
- Move to History:
- Row #: new
- Total Rows: 0
- Street Number: JAIL
- Direction 1: (empty)
- Prefix: (empty)
- Street Name: SANGAMON COUNTY JAIL
- Suffix: (empty)
- Direction 2: (empty)
- Residence Type: JL = JAIL
- Unit Number: (empty)
- City: SPRINGFIELD
- State: IL = Illinois
- County: SANGAMON
- Zip Code: 61612
- Latitude: (empty)
- Longitude: (empty)

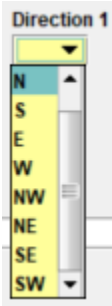
Record Management section:

- Date/Time Entered: (empty)
- Entering Operator ID: (empty)
- Date/Time Updated: (empty)
- Updating Operator ID: (empty)

Buttons: OK, Delete, Prev, Next, New, Cancel


64. DIRECTION 1 (SDI) – **Optional**

If applicable, select the Direction in the drop-down box of the address Offender has provided.



65. PREFIX – **Optional**

If applicable, select the Prefix in the drop-down box of the address Offender has provided.



66. STREET NAME (SNA) – **Mandatory**

Enter the Street Name of the address provided by the Offender. Only the street name should be in this field.

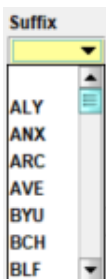
REMINDER:

- HMLS in the Street Number will auto-generate HOMELESS in the Street Name
- UNK in the Street Number will auto-generate UNKNOWN in the Street Name



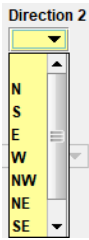
67. SUFFIX – **Optional**

If applicable, choose the correct Suffix from the drop-down menu for the address provided by the Offender. Below is a small example of the option in the drop-down menu.



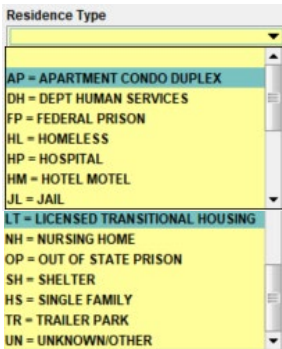
68. DIRECTION 2 – **Optional**

If applicable, select the 2nd Direction in the drop-down box of the address the Offender has provided.



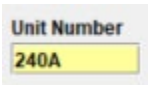
69. RESIDENCE TYPE (HTP) – **Mandatory**

Choose the appropriate type of Residence from the drop-down menu.



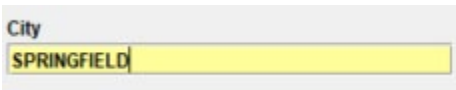
70. UNIT NUMBER (UNN) – **Optional**

If the Offender lives in an apartment or a room in a structure, enter the number of the Unit in which the Offender resides.



71. CITY (CTY) – **Optional**

Enter the name of the city or city mailing address the Offender resides, works, or attends school.



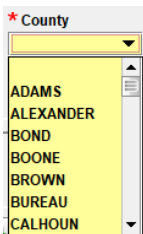
72. STATE (STA) – **Mandatory**

Choose the appropriate state from the drop-down menu, that the Offender resides, works, or attends school. When the offender resides outside of the United States, the country code should be used.



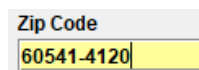
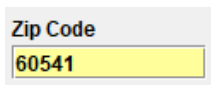
73. COUNTY (COU) – **Conditional**

If the offender's address is in **Illinois**, the county **MUST** be completed. Select the Illinois County of the offender's address from the drop-down menu. If needed, refer to the [County Code Table](#). If the Offender's address is outside Illinois, the county field will remain greyed out.



74. ZIP CODE (ZIP) - **Optional**

Enter the Zip Code of the address provided by the Offender. This is a 5 or 10 number field. Utilize a dash before entering the additional 4 delivery numbers.



75. LATITUDE – **Optional**

If available, enter the Latitude of the address provided by the Offender. This is for mapping purposes only.



76. LONGITUDE – **Optional**

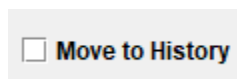
If available, enter the Longitude of the address provided by the Offender. This is for mapping purposes only.



A screenshot of a form field labeled "Longitude". The field contains the text "-89.650002".

77. MOVE TO HISTORY

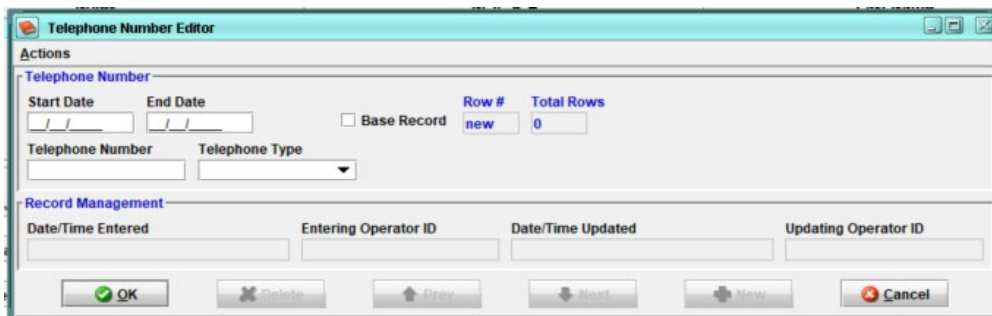
This box will be checked when the address information is no longer applicable to the current registration. It will be used in conjunction with the End Date field to place the item into History. Any item placed into History will no longer appear in the Registration response but will be retained by the ORU for historical purposes. Please refer to [3-7. MOVING TO HISTORY](#) for detailed instructions.



A screenshot of a checkbox labeled "Move to History". The checkbox is currently unchecked.

SEGMENT 6 – TELEPHONE EDITOR

Pictured below is the Telephone Number Editor. Each field of the Editor is defined as shown below. NCIC rules allow a maximum of nine (9) social Telephone number entries for each record.

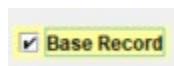


A screenshot of the "Telephone Number Editor" window. The window has a title bar and several sections. The "Actions" section includes fields for "Start Date", "End Date", a "Base Record" checkbox, "Row #", and "Total Rows". The "Record Management" section includes fields for "Date/Time Entered", "Entering Operator ID", "Date/Time Updated", and "Updating Operator ID". At the bottom, there are buttons for "OK", "Delete", "Previous", "Next", "New", and "Cancel".

78. BASE RECORD – **Mandatory**

Place a check in the Base Record box of the appropriate phone number. Users must check the phone number that will appear in the Base or body of the record. All other phone number(s) will appear in the supplemental/additional portion of the record.

Note: Per 2-1. Guidelines for Entry, any entry can be checked as a [base record](#). Please refer to section 2.1 for detailed instructions.



A screenshot of a checked checkbox labeled "Base Record".

79. START DATE (BDA) – **Optional**

If applicable, enter the Start Date of any telephone number(s) provided by the Offender. Utilize the MM/DD/YYYY format. Use the date the offender reports as beginning service of the phone number. It is permissible to approximate the beginning date.

Start Date
01/01/2024

80. END DATE (EDA) – **Optional**

If applicable, enter the End Date of the telephone number provided by the Offender. Utilize the MM/DD/YYYY format. The End Date will be the date the offender terminated use of that phone number.

End Date
11/01/2024

81. TELEPHONE NUMBER (TNO) – **Optional**

Enter the telephone number provided by the Offender. Enter the number in the format of XXX(sp)XXX-XXXX.

Telephone Number
217 555-5555

82. TELEPHONE TYPE (TNT) – **Optional**

Choose the type of telephone number provided by the Offender. If Y=Other (See Mis) is chosen, it must be explained in the Miscellaneous Information field. Note: Per 2-1. Guidelines for Entry, the telephone type drop-down menu field is searchable. Please refer to section 2-1 for detailed instructions.

Telephone Type
C - Cell
H - Home
W - Work
Y - Other (See Mis)

SEGMENT 7 – EMAIL EDITOR

Below is the Email Editor. Each field of the Editor is defined as shown below. NCIC rules allow a maximum of 99 Email entries for each record.

83. BASE RECORD – **Mandatory**

Users must check the email that will appear in the Base or body of the record.

Note: Per 2-1. Guidelines for Entry, any entry can be checked as a [base record](#). Please refer to section 2-1 for detailed instructions.

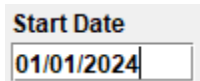


Base Record

84. START DATE (BDA) – **Optional**

Enter the Start Date of any email address provided by the Offender. Utilize the MM/DD/YYYY format.

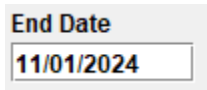
Use the date the offender began using the email address. It is permissible to approximate the beginning date.



Start Date
01/01/2024

85. END DATE (EDA) – **Optional**

Enter the End Date of the email address provided by the Offender. Utilize the MM/DD/YYYY format.

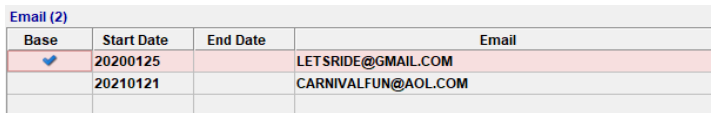


End Date
11/01/2024

The End Date will be the date the offender terminated use of the email address.

86. EMAIL ADDRESS (EML) – **Optional**

In the Email Address field enter the name of the email address as shown below using a period (.).



Base	Start Date	End Date	Email
<input checked="" type="checkbox"/>	20200125		LETSRIDE@GMAIL.COM
	20210121		CARNIVALFUN@AOL.COM

SEGMENT 8 – INTERNET IDENTIFIER EDITOR

Pictured below is the Internet Identifier (Chat/Blog) Editor. Each field of the Editor is defined as shown below. NCIC rules allow a maximum of 99 Internet Identifier entries for each record.

87. BASE RECORD – **Mandatory**

Place a check in the Base Record box of the appropriate internet identifier. Users must check the Internet Identifier that will appear in the Base or body of the record.

Note: Per 2-1. Guidelines for Entry, any entry can be checked as a [base record](#). Please refer to section 2-1 for detailed instructions.

88. START DATE (BDA) – **Conditional**

If applicable, enter the Start Date of any internet identifier provided by the Offender. Utilize the MM/DD/YYYY format.

Use the date the offender began using the internet identifier. It is permissible to approximate the beginning date.

89. END DATE (EDA)– **Conditional**

If applicable, enter the End Date of the internet identifier provided by the Offender. Utilize the MM/DD/YYYY format.

The End Date will be the date the offender terminated use of the internet identifier

90. INTERNET IDENTIFIER (CHAT/BLOG) (IID) – **Optional**

In the Internet Identifier (Chat/Blog) field enter the name of the internet site as well as the Userid when applicable.

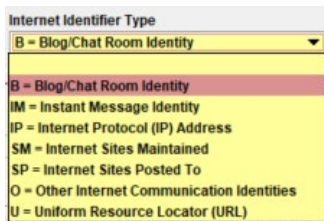
The IID should contain any designation used by the offender for routing or self-identification in internet communications, posting or purchasing. There should be only one identifier per entry, i.e., Snapchat and Facebook identifiers should be 2 separate entries in the Internet Editor Box.

Periods are allowed in NexGen, i.e., IP Address 123.45.678.

Internet Identifier (2)				
Base	Start D...	End Date	Internet Identifier	Internet Id...
▼	20250127		122.32.658.1.00.37	IP = Internet ...
	20250127		FACEBOOK/FERRIS,WHEEL	B = Blog/Cha...

91. INTERNET IDENTIFIER TYPE – **Optional**

Select the type of Internet Identifier from the dropdown list that describes the type of internet communications or postings. Internet Identifier Type will not appear in the Registry response but will appear in the SOR signature form.



SEGMENT 9 – EMPLOYMENT EDITOR

ILLINOIS EMPLOYMENT REQUIREMENTS:

The Illinois Sex Offender Registration Act (730 ILCS 150/) and the Illinois Murderer and Violent Offender Against Youth Registration Act (730 ILCS 154/) require offenders to include employment information as a registration component, regardless of whether it is at a higher learning institution. Agencies entering or assuming ownership of a sex offender record must attach this information to the base record with an Employment Address entry.

Pictured below is the Employment Editor. NCIC rules allow a maximum of nine (9) Employer entries for each record.

Note: Refer to Section 2-1. Guidelines for Entry, for detailed instructions on using the [field editor box](#) and [searchable fields](#).

92. BASE RECORD – **Mandatory**

Place a check in the Base Record box of the appropriate phone number. Note: Per 2-1. Guidelines for Entry, any entry can be checked as a [base record](#). Please refer to the section 2.1 for detailed instructions.

Users will check the employment that will appear in the Base or body of the record. All other employment(s) that have not been placed in History will appear in the supplemental/additional portion of the record.

93. START DATE (BDA) – **Optional**

If applicable, enter the Start Date of employment provided by the Offender. Utilize the MM/DD/YYYY format.

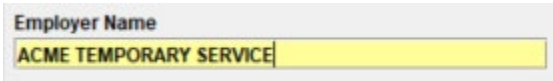
Use the date the offender began employment. It is permissible to approximate the beginning date.

94. END DATE (EDA) – **Optional**

The End Date will be the date the offender terminated employment with the company.

95. EMPLOYER NAME (EMP) – **Mandatory**

Enter the name of the Employer's Business provided by the Offender.



A screenshot of a form field labeled "Employer Name". The text "ACME TEMPORARY SERVICE" is entered in a yellow-highlighted input box.

96. STREET NUMBER (SNU) – **Optional**

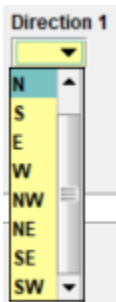
Enter the Street Number of the address provided by the Offender.



A screenshot of a form field labeled "Street Number". The number "1234" is entered in a white input box.

97. DIRECTION 1 (SDI) - **Optional**


If applicable, select the Direction in the drop-down box of the address Offender has provided.



A screenshot of a dropdown menu labeled "Direction 1". The menu is open, showing a list of directional options: N, S, E, W, NW, NE, SE, and SW. The "N" option is currently selected and highlighted in blue.

98. PREFIX – **Optional**

If applicable, selection the Prefix in the drop-down box of the address Offender has provided.



A screenshot of a dropdown menu labeled "Prefix". The menu is open, showing a list of address prefix options: COUNTY ROAD, MILE MARKER, MILE POST, RURAL ROUTE, STAR ROUTE, STATE HIGHWAY, US HIGHWAY, and US ROUTE. The "MILE POST" option is currently selected and highlighted in blue.

99. STREET NAME (SNA) – **Optional**

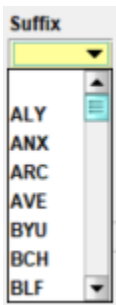
Enter the Street Name of the address provided by the Offender. Only the street name should be in this field.



A screenshot of a form field labeled "Street Name". The text "MADISON" is entered in a yellow-highlighted input box.

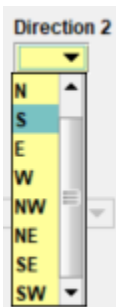
100. SUFFIX – **Optional**

If applicable, choose the correct Suffix from the drop-down menu for the address provided by the Offender.



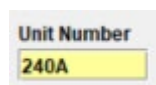
101. DIRECTION 2 – **Optional**

If applicable, select the 2nd Direction in the drop-down box of the address Offender has provided.



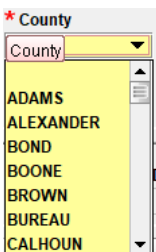
102. UNIT NUMBER (UNN) – **Optional**

If the Offender works in a specific office, floor, suite, etc., enter the number of the Unit in which the Offender works.



103. COUNTY (COU) – **Conditional**

If the offender's work address is in **Illinois**, the county MUST be completed. Select the Illinois County of the employer's business address from the drop-down menu. If the offender works out of state, the county will remain greyed out.



104. CITY (CTY) – Conditional

This field becomes Mandatory once the Employer's Name of Business is entered. Enter the name of the city where the employer's business is located.



A screenshot of a form field labeled "City". The text "SPRINGFIELD" is entered in the input box.

105. STATE (STA) – Conditional

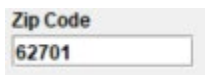
This field becomes Mandatory once the Employer's Name of Business is entered. Choose the appropriate state from the drop-down menu, where the employer's business is located.



A screenshot of a form field labeled "State" with a dropdown arrow. The dropdown menu is open, showing a list of U.S. STATE CODES: AL = Alabama, AK = Alaska, AZ = Arizona, AR = Arkansas, and CA = California.

106. ZIP CODE (ZIP) - Optional

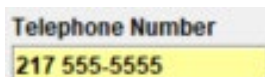
Enter the Zip Code of the address provided by the Offender.



A screenshot of a form field labeled "Zip Code". The text "62701" is entered in the input box.

107. TELEPHONE NUMBER (TNO) – Optional

Enter the telephone number of the employer's business provided by the Offender. Enter the number in the format of XXX(sp)XXX-XXXX.




A screenshot of a form field labeled "Telephone Number". The text "217 555-5555" is entered in the input box.

108. HIGHER EDUCATION – Conditional

If the Offender is employed by a Higher Education institution, the Higher Education Box must be checked.

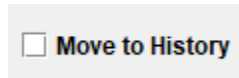
An institution of higher learning is defined as all places licensed by the State Board of Higher Education where certification or degrees are awarded. If an institution is not licensed by the Illinois Board of Higher Education (IBHE) or other state board of higher education, the school is not considered an institution of higher learning. Check whether a school is an institution of higher learning at [Higher Education in Illinois](#).



A screenshot of a form field labeled "Higher Education". The checkbox is checked, and the text "Higher Education" is displayed next to it.

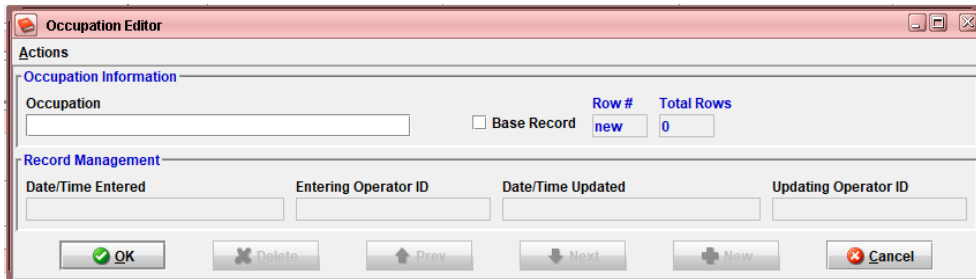
109. MOVE TO HISTORY

This box will be checked when the employment information is no longer applicable to the current registration. It will be used in conjunction with the End Date field to place the item into History. Any item placed into History will no longer appear in the Registration response but will be retained by the ORU for historical purposes. Please refer to [3-7. MOVING TO HISTORY](#) for detailed instructions.



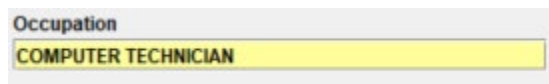
SEGMENT 10 – OCCUPATION EDITOR

Pictured below is the Occupation Editor. Each field of the Editor is defined below. NCIC rules allow a maximum of nine (9) Occupation entries for each record.



110. OCCUPATION (OCP) – **Optional**

If applicable, enter the Occupation of the Offender. Only alpha numeric characters allowed, no period or special characters.



111. BASE RECORD – **Mandatory**

Place a check in the Base Record box of the appropriate Occupation.



Users will check the Occupation that will appear in the Base or body of the record. The offender's primary occupation will be marked as the Base record.

Occupation(s) cannot be placed in History and have no end Date. When an offender changes occupations, the previous occupation should be deleted, and the new occupation added.

SEGMENT 11 – PROFESSIONAL LICENSE EDITOR

Pictured below is the Professional License Editor. Each field of the Editor is defined below. NCIC rules allow a maximum of nine (9) Professional License entries for each record.

112. BASE RECORD – **Mandatory**

Place a check in the Base Record box of the appropriate license number. *Note: Per 2-1. Guidelines for Entry, any entry can be checked as a [base record](#). Please refer to section 2.1 for detailed instructions.*

Users will check the professional license that will appear in the Base or body of the record.

113. PROFESSIONAL LICENSE NUMBER (PLN) - **Optional**

If provided, enter the Professional License Number for the Offender.

114. PROFESSIONAL LICENSE TYPE (PLT) – **Conditional**

If Professional License Number has been entered, the Professional License Type must be entered. Only alpha numeric characters allowed, no period or special characters.

SEGMENT 12 – EDUCATION EDITOR

ILLINOIS EDUCATION REQUIREMENTS:

The Illinois Sex Offender Registration Act (730 ILCS 150/) and the Illinois Murderer and Violent Offender Against Youth Registration Act (730 ILCS 154/) require offenders to include student information as a registration component, regardless of whether it is at a higher learning institution. Agencies entering or assuming ownership of a sex offender record must attach this information to the base record with a Student Address entry.

FEDERAL INSTITUTE OF HIGH LEARNING REQUIREMENT:

The Federal Sex Offender Registration Act requires that states collect and make the names of all sex offenders employed at or attending an institution of high education available to the law enforcement and campus police agency where the institution is located. When a sex offender works at or attends an institution of higher learning school (college, university, seminary, institute, etc.) they must report this information as a component of registration. The law enforcement agency accomplishing the registration and any subsequent Offender Registry agency record owners must enter the employment and/or student information as a part of the Registry record.

An institution of higher learning is defined as all places licensed by the State Board of Higher Education where certification or degrees are awarded. If an institution is not licensed by the Illinois Board of Higher Education (IBHE) or other state board of higher education, the school is not considered an institution of higher learning. Check whether a school is an institution of higher learning at Illinois Board of Higher Education .

Student/employment for an offender attending or working at a high school which is NOT an institution of higher learning, would be entered as supplemental student/employer data. The indicator for higher learning should NOT be used if it is a high school.

Pictured below is the Education Editor. Each field of the Editor is also defined as shown below.

Note: Refer to Section 2-1. Guidelines for Entry, for detailed instructions on using the [field editor box](#) and [searchable fields](#).

115. BASE RECORD – **Mandatory**

Place a check in the Base Record box of the appropriate institution. Note: Per 2-1. Guidelines for Entry, any entry can be checked as a [base record](#). Please refer to section 2.1 for detailed instructions.



Users must check the school that will appear in the Base or body of the record. All other school(s) that have not been placed in History, will appear in the supplemental/additional portion of the record.

116. START DATE (BDA) – Conditional

If applicable, enter the Start Date of any educational institution provided by the Offender. Utilize the MM/DD/YYYY format.

Use the date the offender began attending the educational institution. It is permissible to approximate the beginning date.

Start Date
01/01/2024

117. END DATE (EDA)– Conditional

If applicable, enter the End Date of the educational institution attended by the Offender. Utilize the MM/DD/YYYY format.

End Date
11/01/2024

The End Date will be the date the offender terminated attendance at the school.

118. INSTITUTION NAME (SHN) – Conditional

Enter the name of the Educational Institution that the Offender attends.

Institution Name
SPRINGFIELD HIGH SCHOOL

119. STREET NUMBER (SNU) – Optional

Enter the Street Number of the address provided by the Offender.

Street Number
1234

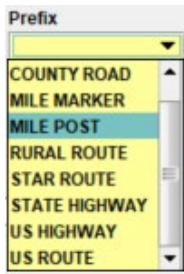
120. DIRECTION 1 (SDI) - Optional

If applicable, select the Direction in the drop-down box of the address Offender has provided.

Direction 1
N
S
E
W
NW
NE
SE
SW

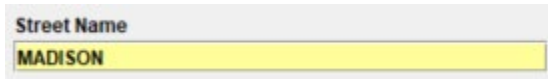
121. PREFIX – **Optional**

If applicable, selection the Prefix in the drop-down box of the address Offender has provided.



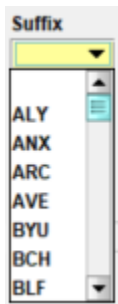
122. STREET NAME (SNA) – **Optional**

Enter the Street Name of the address provided by the Offender. Only the street name should be in this field.



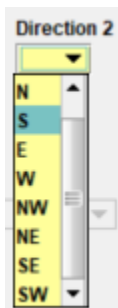
123. SUFFIX – **Optional**

If applicable, choose the correct Suffix from the drop-down menu for the address provided by the Offender.



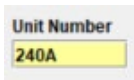
124. DIRECTION 2 – **Optional**

If applicable, select the 2nd Direction in the drop-down box of the address Offender has provided.



125. UNIT NUMBER (UNN) – **Optional**

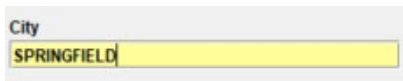
If the Offender attends school in a certain classroom, building or annex, enter the number of the Unit in which the Offender attends such class.



Unit Number
240A

126. CITY (CTY) – **Conditional**

If the educational institution name has been completed, the city becomes Mandatory. Enter the name of the city where the educational institute is located.



City
SPRINGFIELD

127. STATE (STA) – **Conditional**

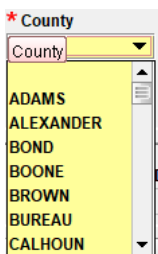
If the educational institution name has been completed, the state becomes Mandatory. Choose the appropriate state from the drop-down menu, where the educational institution is located.



* State
U.S. STATE CODES
AL = Alabama
AK = Alaska
AZ = Arizona
AR = Arkansas
CA = California

128. COUNTY (COU) – **Conditional**

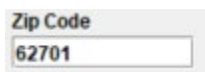
If the offender's address is in **Illinois**, the county **MUST** be completed, with a valid Illinois county code. Select the Illinois County of the employer's business address from the drop-down menu.



* County
County
ADAMS
ALEXANDER
BOND
BOONE
BROWN
BUREAU
CALHOUN

129. ZIP CODE (ZIP) – **Optional**

Enter the Zip Code of the address provided by the Offender.



Zip Code
62701

130. HIGHER EDUCATION – **Conditional**

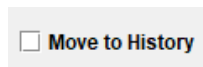
The Higher Education is a conditional box. Refer to the beginning of this segment for the definition of higher education.



The screenshot shows a form with a text input field labeled 'Institution Name' containing the text 'LINCOLN LAND COMMUNITY COLLEGE'. To the right of this field is a checkbox labeled 'Higher Education' which is checked.

131. MOVE TO HISTORY

This box will be checked when the education information is no longer applicable to the current registration. It will be used in conjunction with the End Date field to place the item into History. Any item placed into History will no longer appear in the Registration response but will be retained by the ORU for historical purposes. Please refer to [3-7. MOVING TO HISTORY](#) for detailed instructions.



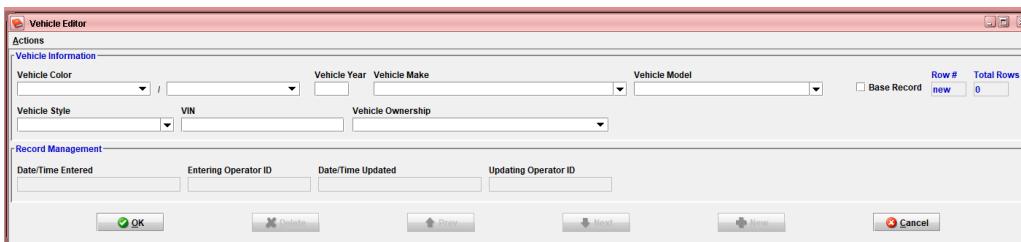
The screenshot shows a single checkbox with the label 'Move to History' next to it.

SEGMENT 13 – VEHICLE EDITOR

A prerequisite inquiry should be made on the vehicle prior to entry. This can be done by running a 10-28 on the registration or a Title Search on the VIN. Prerequisites will provide Vehicle Year, Make, Model, Style, and possibly Ownership.

Pictured below is the Vehicle Editor. Each field of the Editor is also defined below.

Note: Refer to Section 2-1. Guidelines for Entry, for detailed instructions on using the [field editor box](#) and [searchable fields](#).

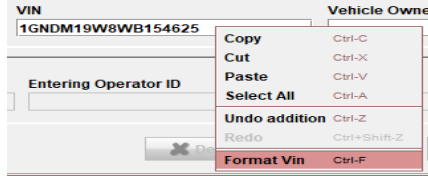


The screenshot shows a window titled 'Vehicle Editor'. It has two main sections: 'Vehicle Information' and 'Record Management'.
The 'Vehicle Information' section contains:
- 'Vehicle Color' (dropdown), 'Vehicle Year' (dropdown), 'Vehicle Make' (dropdown), and 'Vehicle Model' (dropdown).
- A 'Base Record' checkbox.
- 'Row #' (dropdown) and 'Total Rows' (text field) with 'new' and '0' respectively.
- 'Vehicle Style' (dropdown), 'VIN' (text field), and 'Vehicle Ownership' (dropdown).
The 'Record Management' section contains:
- 'Date/Time Entered' (text field), 'Entering Operator ID' (text field), 'Date/Time Updated' (text field), and 'Updating Operator ID' (text field).
At the bottom of the window are buttons for 'OK', 'Delete', 'Drop', 'New', and 'Cancel'.

VIN FORMATTING:

The NextGen system has the NICB VIN Assist database integrated as a user service. This allows the user to decode a VIN into the Year, Make, Model, and Style of vehicle. This can be accomplished in one of the following two ways.

- Enter the VIN and right click on the field. A menu box will pop up – click on Format VIN.
- Enter the VIN and press CTRL+F.



Once the VIN is formatted, the fields (except for Color, Base, and Ownership) will autocomplete. This will not work with homemade vehicles.

A screenshot of the 'Vehicle Information' form. The fields are: Vehicle Color (dropdown), Vehicle Year (1998), Vehicle Make (CHEV = Chevrolet), Vehicle Model (TK), Vehicle Style (VN), VIN (1GNDM19W8WB154625), and Vehicle Ownership (dropdown).

132. BASE RECORD – **Mandatory**

Place a check in the Base Record box of the appropriate Vehicle. *Note: Per 2-1. Guidelines for Entry, any entry can be checked as a **base record**. Please refer to section 2.1 for detailed instructions.*



Agencies should check the vehicle that will appear in the Base or body of the record. All other vehicle(s) that will appear in the supplemental/additional portion of the record.

Vehicle(s) currently cannot be placed in History. This feature will become available after Go-Live. At that time, vehicles will have the END date field and will be able to be placed in History.

133. VEHICLE COLOR (VCO) – **Optional**

Select color(s) of the vehicle from the drop-down menu. When a vehicle is two-tone, the first color will be the color on top and the second color will be the bottom color. For example, a red car with a white convertible top would be entered as WHI/RED.

A screenshot of the 'Vehicle Color' form. It shows two dropdown menus separated by a slash. The first dropdown is set to 'WHI = White' and the second is set to 'RED = Red'.

134. VEHICLE YEAR (VYR) – Conditional

If entry of vehicle is started, this field becomes Mandatory. Enter the 4-digit Vehicle Year of manufacture.



Vehicle Year
2013

135. VEHICLE MAKE (VMA) – Conditional

If entry of vehicle is started, this field becomes Mandatory. Select the Vehicle Make of the vehicle. This is a searchable field.



Vehicle Make
FORD - *Multiple Meanings...

136. VEHICLE MODEL (VMO) – Optional

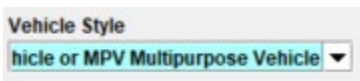
Select the Vehicle Model of the vehicle. This is a searchable field.



Vehicle Model
XPL = Explorer

137. VEHICLE STYLE (VST) – Conditional

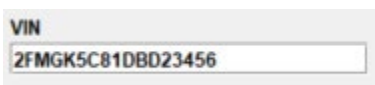
If entry of vehicle is started, this field becomes Mandatory. Select the Vehicle Style of the vehicle. This is a searchable field.



Vehicle Style
Vehicle or MPV Multipurpose Vehicle

138. VEHICLE IDENTIFICATION NUMBER (VIN) – Conditional

If entry of vehicle is started, this field becomes Mandatory. Enter the Vehicle Identification Number (VIN). It is recommended that this field be completed first and then formatted for the auto-completion of other fields. (See above for instructions on formatting a VIN).



VIN
2FMGK5C81DBD23456

139. VEHICLE OWNERSHIP (VOW) – Optional

Select the appropriate Ownership of the vehicle.



Vehicle Ownership
P = Personal

140. MOVE TO HISTORY (WILL BE AVAILABLE AFTER GO LIVE)

This box will be checked when the vehicle information is no longer applicable to the current registration. It will be used in conjunction with the End Date field to place the item into History. Any item placed into History will no longer appear in the Registration response but will be retained by the ORU for historical purposes. Please refer to [3-7. MOVING TO HISTORY](#) for detailed instructions.

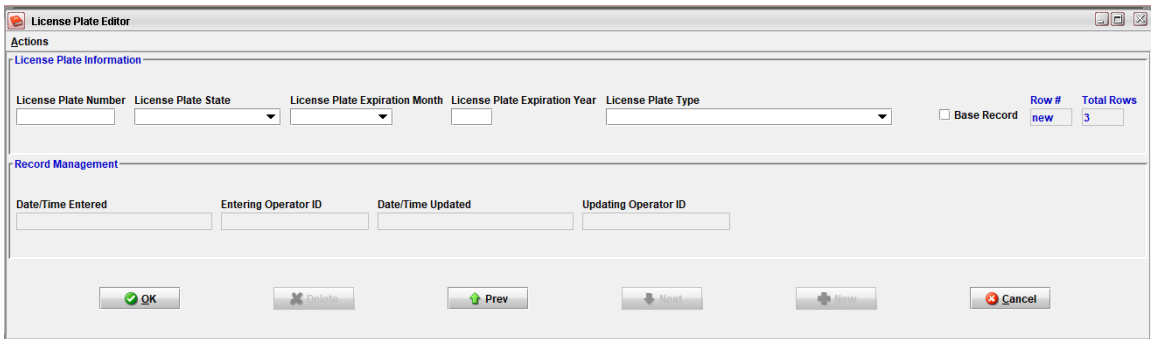
Move to History

SEGMENT 14 – LICENSE PLATE EDITOR

Pictured below is the License Plate Editor. Each field of the Editor is defined as shown below.

Note: Refer to Section 2-1. Guidelines for Entry, for detailed instructions on using the [field editor box](#) and [searchable fields](#).

A prerequisite inquiry should be made on the license plate prior to entry. This can be done by running a License inquiry and will provide the License Month and Year.



141. BASE RECORD – Mandatory

Place a check in the Base Record box of the appropriate License Plate. *Note: Per 2-1. Guidelines for Entry, any entry can be checked as a [base record](#). Please refer to section 2.1 for detailed instructions.*


Base Record

Users must check the License Plate that will appear in the Base or body of the record. The license plate selected as base should correspond with the vehicle that is selected as base. All other License Plate(s) that will appear in the supplemental/additional portion of the record.

License Plate(s) currently cannot be placed in History. This feature will become available after Go-Live. At that time, License Plate(s) will have the END date field and will be able to be placed in History.

142. LICENSE PLATE NUMBER (LIC) – **Conditional**

Enter the license plate number. Do not enter spaces

A screenshot of a form field labeled "License Plate Number". The field contains the text "JIMMC6" and has a yellow highlight behind it.

143. LICENSE PLATE STATE (LIS) – **Conditional**

If entry of the license plate is started, this field becomes Mandatory. Select the state from the drop-down menu. If ILLINOIS is chosen, all the remaining fields become Mandatory.

A screenshot of a form field labeled "License Plate State". The dropdown menu is open, showing "IL - Illinois" selected.

144. LICENSE PLATE EXPIRATION YEAR (LIY) – **Conditional**

If License Plate State is Illinois as above, the license plate expiration date becomes Mandatory. Enter the 4-digit year of expiration for the license plate. Non-Expiring plates – enter NX in the License Year field.

A screenshot of a form field labeled "License Plate Expiration Year". The field contains the text "2022" and has a yellow highlight behind it.

145. LICENSE PLATE TYPE (LIT) – **Conditional**

If entry of the license plate is started, this field becomes Mandatory. Select the license plate type from the drop-down menu.

A screenshot of a form field labeled "License Plate Type". The dropdown menu is open, showing "PC - Passenger Automobile" selected.

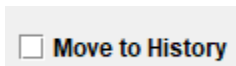
146. LICENSE PLATE EXPIRATION MONTH (LIM) - **Conditional**

If License Plate State is Illinois as above, the license plate expiration month becomes Mandatory. Select the month of expiration for the license plate. This needs to be moved between State & Year – it has changed places in the format.

A screenshot of a form field labeled "* License Plate Expiration Month". The dropdown menu is open, showing "08 = August" selected.

147. MOVE TO HISTORY (**WILL BE AVAILABLE AFTER GO LIVE**)

This box will be checked when the license plate information is no longer applicable to the current registration. It will be used in conjunction with the End Date field to place the item into History. Any item placed into History will no longer appear in the Registration response but will be retained by the ORU for historical purposes. Please refer to [3-7. MOVING TO HISTORY](#) for detailed instructions.

A screenshot of a form field containing a checkbox and the text "Move to History".

SEGMENT 15 – BOAT EDITOR

A prerequisite boat inquiry should be made prior to the entry of boat data. This can be accomplished by running the Boat Registration and/or Boat Hull Number. A prerequisite will provide Boat Color, Year, Make, Model, Type, Length, Propulsion, Owner name and address.

Pictured below is the Boat Editor. Each field of the Editor is defined below. *Note: Refer to Section 2-1. Guidelines for Entry, for detailed instructions on using the [field editor box](#) and [searchable fields](#).*

148. BASE RECORD – **Mandatory**

Place a check in the Base Record box of the appropriate Boat. *Note: Per 2-1. Guidelines for Entry, any entry can be checked as a [base record](#). Please refer to section 2.1 for detailed instructions.*

Agencies should check the boat that will appear in the Base or body of the record. All other boat(s) will appear in the supplemental/additional portion of the record.

Boat(s) currently cannot be placed in History. This feature will become available after Go-Live. At that time, boat(s) will have the END date field and will be able to be placed in History.

149. BOAT COLOR (BCO) – **Optional**

If applicable, select the boat color from the drop-down menu provided by the Offender. If the boat is two-toned the first field should contain the top color and the second field the bottom color. For example: a blue boat with a white cabin would be entered as WHI/BLU.

150. BOAT YEAR (BYR) – **Conditional**

When entry of the Boat has been started, the Boat Year becomes Mandatory. Enter the boat year.

151. BOAT MAKE (BMA) – Conditional

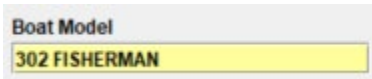
When entry of the Boat has been started, the Boat Make becomes Mandatory. Select the boat make from the drop-down menu.



A screenshot of a dropdown menu titled "Boat Make". The selected option is "WEL = Wellcraft Marine".

152. BOAT MODEL (BMO) - Optional

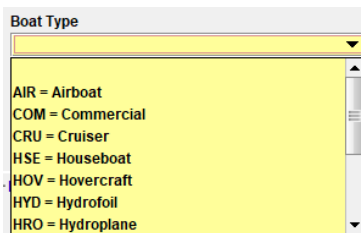
If available, enter the boat model.



A screenshot of a text input field titled "Boat Model" containing the text "302 FISHERMAN".

153. BOAT TYPE (BTY) – Conditional

When entry of the Boat has been started, the Boat Type becomes Mandatory. Select the boat type from the drop-down menu. Below is a portion of the drop-down menu.



A screenshot of a dropdown menu titled "Boat Type" with a list of options: AIR = Airboat, COM = Commercial, CRU = Cruiser, HSE = Houseboat, HOV = Hovercraft, HYD = Hydrofoil, and HRO = Hydroplane.

154. BOAT NAME(BNM) – Optional

If available, enter the Boat Name provided by the Offender.



A screenshot of a text input field titled "Boat Name" containing the text "FISHIN BUDDY".

155. BOAT LENGTH (BLE) - Optional

If available, enter the Boat Length.



A screenshot of a text input field titled "Boat Length" containing the number "17".

156. PROPULSION (PRO) - Optional

If available, select the Propulsion type from the drop-down menu.



A screenshot of a dropdown menu titled "Propulsion" with the selected option "OB = Outboard".

157. HULL MATERIAL (HUL) – Optional

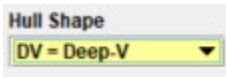
If available, select the Hull Material from the drop-down menu.



A screenshot of a dropdown menu titled "Hull Material" with the selected option "WD = Wood (cedar, plywood, fir, etc.)".

158. HULL SHAPE (HSP) – **Optional**

If available, select the Hull Shape from the drop-down menu.



Hull Shape
DV - Deep-V

159. BOAT HULL NUMBER (BHN) - **Conditional**

If available, enter the Boat Hull Number.



Boat Hull Number
LBC123450820

160. BOAT REGISTRATION # (REG) - **Conditional**

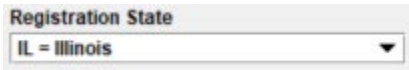
If available, enter the Registration Number.



Registration #
MD1235ZZ

161. BOAT REGISTRATION STATE (RES) – **Conditional**

If Registration # is entered, the Registration State becomes Mandatory. Select the state from the drop-down menu.



Registration State
IL - Illinois

162. BOAT REGISTRATION EXPIRATION YEAR (REY) – **Conditional**

If Registration # is entered, the Registration Expiration Year becomes Mandatory. Enter the 4-digit registration year.



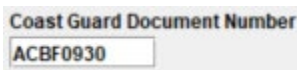
Expiration Year
2024

One of the following fields/sets is Mandatory for registration of the boat record.

- BOAT HULL NUMBER (BHN)
- REGISTRATION # (REG), REGISTRATION STATE (RES), REGISTRATION EXPIRATION YEAR (REY)

163. COAST GUARD DOCUMENT NUMBER (CGD) – **Optional**

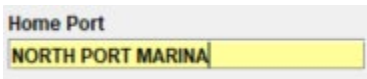
If available, enter the Coast Guard Document Number.



Coast Guard Document Number
ACBF0930

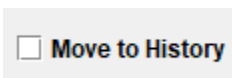
164. HOME PORT (HPT) – **Optional**

If available, enter the Home Port of the Boat being registered by the Offender.



165. MOVE TO HISTORY **(WILL BE AVAILABLE AFTER GO LIVE)**

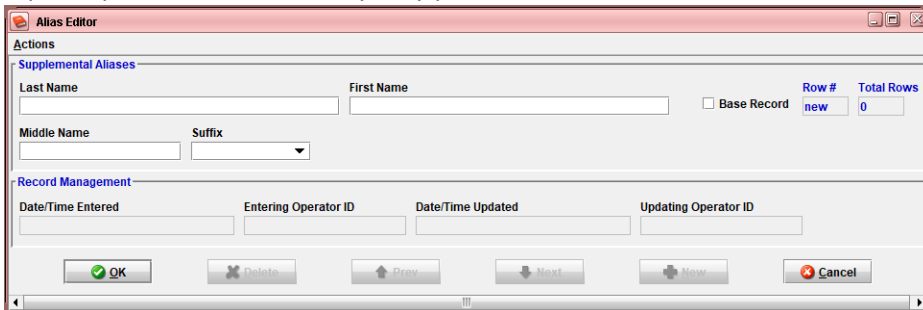
This box will be checked when the boat information is no longer applicable to the current registration. It will be used in conjunction with the End Date field to place the item into History. Any item placed into History will no longer appear in the Registration response but will be retained by the ORU for historical purposes. Please refer to [3-7. MOVING TO HISTORY](#) for detailed instructions.



SEGMENT 16 – ALIASES (AKA) **Optional**

Pictured below is the Alias Editor. Each field of the Editor is defined below. NCIC rules allow a maximum of 99 alias entries for each record.

A prerequisite Criminal History may provide Alias Names.



166. BASE RECORD – **Mandatory**

Place a check in the Base Record box of the appropriate Alias Name. *Note: Per 2-1. Guidelines for Entry, any entry can be checked as a [base record](#). Please refer to section 2.1 for detailed instructions.*



Users will check the Alias Name that will appear first in the supplemental/additional portion of the record.

167. LAST NAME (NAM) – **Optional**

Enter the last name of the alias that has been used by the Offender.



A text input field with the label "Last Name" above it. The field contains the text "GUY".

168. FIRST NAME (NAM) – **Optional**

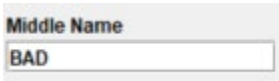
Enter the first name of the alias that has been used by the Offender.



A text input field with the label "First Name" above it. The field contains the text "REALLY".

169. MIDDLE NAME (NAM) – **Optional**

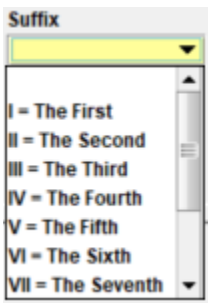
If available, enter the middle name of the alias that has been used by the Offender. It is highly recommended that agencies enter any full middle names available. This will ensure proper alias name cross match procedures can be followed. (See LEADS Hit Chapter for information).



A text input field with the label "Middle Name" above it. The field contains the text "BAD".

170. SUFFIX – **Optional**

If applicable, select the appropriate suffix from the drop-down menu.



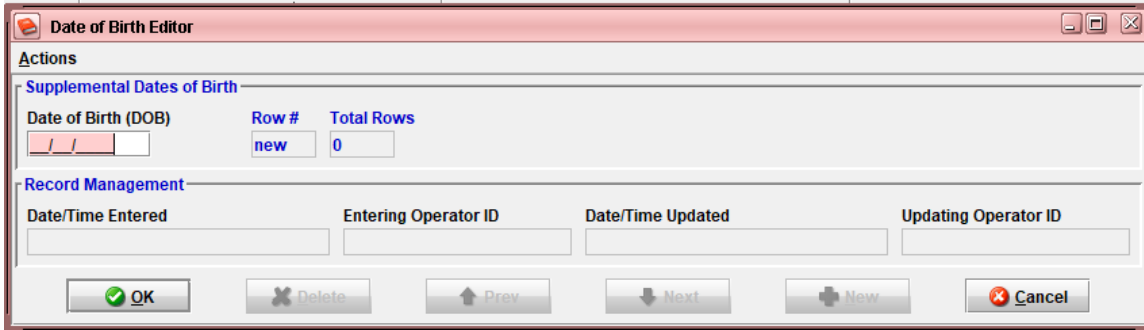
A drop-down menu with the label "Suffix" above it. The menu is open, showing a list of options: I = The First, II = The Second, III = The Third, IV = The Fourth, V = The Fifth, VI = The Sixth, and VII = The Seventh. The first option, "I = The First", is currently selected.

SEGMENT 17 – ALIAS DATES OF BIRTHS(DOB) **Optional**

Pictured below is the Alias Date of Birth Editor. Each field of the Editor is defined below. NCIC rules allow a maximum of 9 date of birth entries for each record.

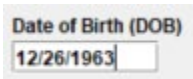
The NextGen registry allows more than 9 alias dates of birth, and all will appear in the Registry response, however only the first 9 will appear in the NCIC record.

A prerequisite Criminal History may provide Alias DOB's.



171. DATE OF BIRTH (DOB) – **Optional**

If there are additional DOB's that the Offender has used, enter each one here utilizing the MM/DD/YYYY format.

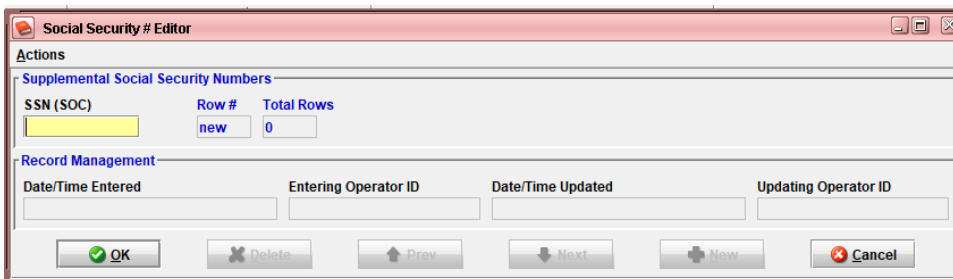


SEGMENT 18 – ALIAS SOCIAL SECURITY # (SOC) **Optional**

Pictured below is the Alias Social Security # Editor. Each field of the Editor is also defined as shown below. NCIC rules allow a maximum of 9 social security number entries for each record.


The NextGen registry allows more than 9 alias SOC's and all will appear in the Registry response, however only the first 9 will appear in the NCIC record.

A prerequisite Criminal History may provide alias social security numbers.



172. SOCIAL SECURITY NUMBER (SOC) – **Optional**

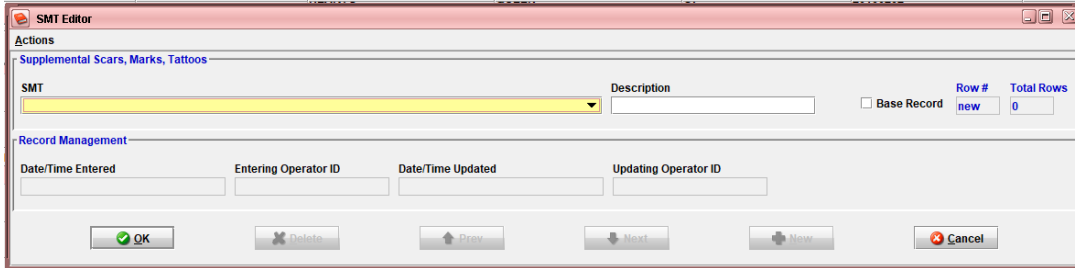
If there are additional Social Security Numbers that the Offender has used, enter each one here. Do not use hyphens.



SEGMENT 19 – SCARS, MARKS, TATTOOS (SMT) EDITOR

Pictured below is the Scars, Marks, Tattoos (SMT) Editor. Each field of the Editor is defined below. *Note: Refer to Section 2-1. Guidelines for Entry, for detailed instructions on using the [field editor box](#) and [searchable fields](#).*

A prerequisite Criminal History may provide Scars, Marks, or Tattoos.



173. BASE RECORD – Mandatory

Place a check in the Base Record box of the appropriate SMT. *Note: Per 2-1. Guidelines for Entry, any entry can be checked as a [base record](#). Please refer to section 2.1 for detailed instructions.*



Users will check the SMT that will appear in the Base or body of the record. This should normally be the most visible or obvious SMT. All other SMT(s) will appear in the supplemental/additional portion of the record.

174. SCARS, MARKS, TATTOOS (SMT) – Optional

If applicable, select the SMT from the drop-down menu.



175. SMT DESCRIPTION – Optional

If available, enter the description of the SMT previously selected. Alpha/numeric characters only allowed. No periods, or other special characters are allowed. The Description will not appear in the Offender registry Response but will appear on the SOR signature form.



SEGMENT 20 – IMAGES

Below is the Images Section. Each field of the section is defined below. **NCIC rules allow a maximum of 12 images/document entries for each record.** *Note: Refer to Section 2-1. Guidelines for Entry, for detailed instructions on using the [field editor box](#) and [searchable fields](#).*

NextGen does not require an image for initial or subsequent entries; **however**, Illinois Statute does require an image for initial entry and should be updated annually. To be compliant with the Illinois Statute, it is imperative to ensure that a headshot photo is taken of the Offender at the time of initial registration and updated annually.

An image is not required to Modify an error in the record or to update the OLY and LIY.

The screenshot shows a web form titled 'Manage Images'. On the left side, there is a vertical toolbar with buttons: 'New' (with a plus icon), 'OK' (with a checkmark icon), and 'Delete' (with an X icon). The main form area contains the following fields and controls:

- 'Store at NCIC?' and 'NCIC Image #' (with a dropdown arrow)
- '* Image Type' (dropdown menu) and '* Date of Image' (calendar icon)
- '* Name' and '* Description' (text input fields)
- 'Image Size' and '* Extension' (text input fields)
- 'Date/Time Entered' and 'Entering Operator ID' (text input fields)
- 'Date/Time Updated' and 'Updating Operator ID' (text input fields)

At the top right of the form, there are three buttons: 'Import Image', 'Format Image', and 'Export Image'. A red 'X' icon is visible on the right side of the form.

176. MANAGE IMAGES SUB-SECTION - Optional

To enter a new image, click on the New button on the left side of the section under Manage Images.



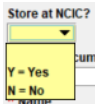
177. CURRENTLY SELECTED IMAGE SUB-SECTION – Conditional

Each of the fields below are contained in the Image Sub-Section. *Note: Per 2-1. Guidelines for Entry, the drop-down menus in the Image Sub-Section are [searchable](#). Please refer to section 2.1 for detailed instructions.*

This screenshot shows the 'Currently Selected Image' sub-section. It features a toolbar on the left with 'New', 'OK', and 'Delete' buttons. The main form area is identical to the one shown in the previous screenshot, containing fields for Name, Description, Image Size, Extension, Date/Time Entered, and Date/Time Updated, along with 'Import Image', 'Format Image', and 'Export Image' buttons at the top right.

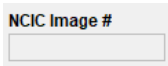
178. STORE AT NCIC? – Conditional

Select from the drop-down menu as to whether to store at NCIC. If this is an SOR record that will be sent to NCIC, select Yes. If this is a MVOAY record that will be in Registry Response only, select No. **MUGSHOT will be used for all SOR/MVOAY offender pictures.**



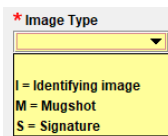
179. NCIC IMAGE # (IMN)

This is an NCIC assigned number and upon submission, a number will be assigned to the image.



180. IMAGE TYPE (IMT) – Conditional

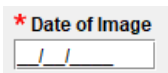
Below are the types of images available and their description. Select the type of image that is being imported.



- I-IDENTIFYING IMAGE = Any type of image that is NOT a headshot for inclusion in record.
- **M-MUGSHOT** = Headshot of Offender. Illinois Statute requires a mugshot of the Offender at the time of initial entry and/or subsequent entries. **Only the most current mugshot will appear in the Registry and NCIC responses. The Sex Offender Registry website will display all photos in chronological order.**
- S-SIGNATURE = Image of Offender's signature for inclusion in record.

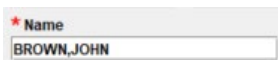
181. DATE OF IMAGE (DOI) – Conditional

Enter the entry date of the image being imported.



182. IMAGE NAME (NAM) – Conditional

Enter the name of the Offender in the Last Name/First Name format.



183. IMAGE DESCRIPTION – Conditional

Enter a brief description of the image/document being imported.



184. IMAGE SIZE – System Assigned

The image size will be automatically entered when the image/document is imported.



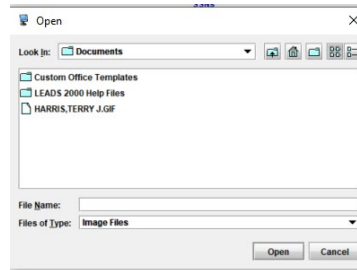
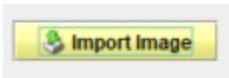
185. IMAGE EXTENSION – Conditional

Enter the extension assigned to the image/document being imported.

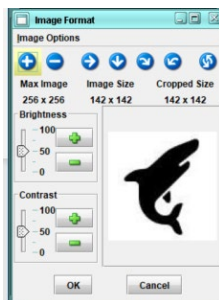


186. IMPORT IMAGE – Conditional

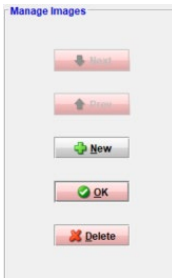
Click on the Import Image button. This will open the files box. Navigate to the folder in which the images are located.



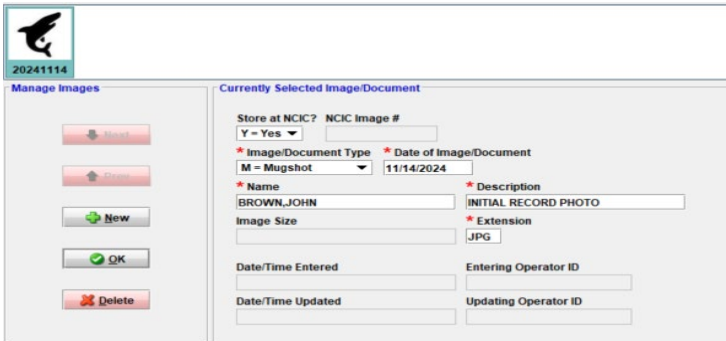
The image will appear in the Image Format. Use the +/- buttons to size the image within the shaded box. Click OK to save the image.



Click on the OK button to save the image to file.



The saved image will move to the white area above the Image Section.



SUBSEQUENT PHOTO ADDITIONS

NCIC only allows for one mugshot per record. It does not automatically upload the most recent image. Previous images must be deleted from the record and the newest image uploaded. Previous mugshots will remain on the ISP Offender website for a history of images.

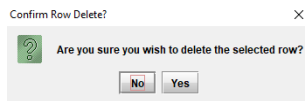
187. DELETING A MUGSHOT

Once a record is activated, the mugshot can be deleted.

- In the photo editor area, select the DELETE button



- A pop-up box will appear to confirm the deletion.

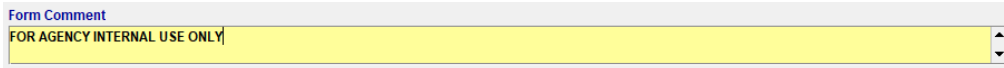


- Click yes. The image area will clear, and a new image can now be entered following the steps above.

SEGMENT 21 – FORM COMMENT & MISCELLANEOUS

FORM COMMENT - Optional

- This is a free form field for agency internal use. Information that only pertains to the agency may be entered in this section. Information in this section is only visible to the owning agency. The NCIC rules limit this section to 500 characters.

A screenshot of a software interface showing a text input field. The field is titled "Form Comment" and contains the text "FOR AGENCY INTERNAL USE ONLY". The text is highlighted in yellow.

MISCELLANEOUS INFORMATION - Optional

- This is a free form field to capture any information that is not able to be placed within the record format. **This field is not searchable**. It must contain the reason for CAUTION first if the CMC field has been previously selected. The NCIC rules limit this section to 500 characters.

A screenshot of a software interface showing a text input field. The field is titled "Miscellaneous Information" and contains the text "HX/ASSAULT". The text is highlighted in yellow.

SEGMENT 22 REGISTER

188. SAVE RECORD

To save the record click on the register button at the bottom of the screen.

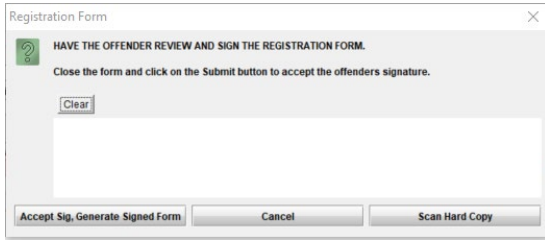


189. SIGNATURE BOX

The Registration Form box will open. An Automatic Signature is available for agencies that have a compatible signature pad or a way for the offender to sign via computer. This will insert the offender's signature onto the Registration form. If the offender is unable to sign via signature pad or via computer, the signature box can be bypassed, and the form can be printed for signature. Whether the signature is signed electronically, or bypassed, click on the Accept Sig, Generate Signed Form Button.



Electronically Signed/Click Accept Button



Signature Bypassed/Click Accept Button

190. REGISTRATION FORM

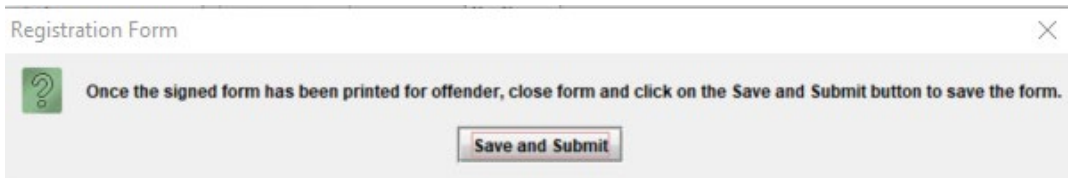
The Registration Form will open. This form should be printed and provided to the Offender. Below is just a small snapshot of the form.

ILLINOIS SEX OFFENDER REGISTRATION ACT REGISTRATION FORM

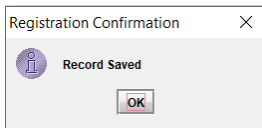
Photo Required (PLEASE TYPE OR PRINT USING BLACK INK)

Initial Registration: <input type="checkbox"/>	Annual: <input type="checkbox"/>	Quarterly: <input type="checkbox"/>	Homeless Weekly: <input type="checkbox"/>	Change of Address: <input type="checkbox"/>	School: <input type="checkbox"/>	Employment: <input type="checkbox"/>
Last Name: PEPPERMINT		First Name: PATTY		Middle Name:		
DOB: 06/01/1990		Sex: F		Race: U		POB: IL
Resident Address: IDOC DANVILLE CC 3920 E MAIN ST					Apartment #:	
City: DANVILLE		State: IL	ZIP: 61834	County: 092	Housing Type: JL	
Secondary Address: 999 SW PEANUTSAVE						
Telephone: ANYWHERE WI		Cell Phone: 00000			SSN: 909999099 AP	

A new box will open.



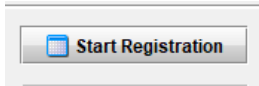
Click the Save and Submit Button. Once submitted, the record and its modifications are saved.



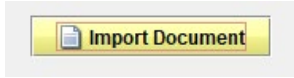
SEGMENT 23 – IMPORTING DOCUMENTS

The NextGen system allows for various documents to be uploaded into the offender record. Documents may be added during initial registration or any time after the record has been established. Documents will not appear in the NCIC or Registry response and will only be available to the Offender Registry Unit. Agencies must contact the ORU for copies of any documents needed.

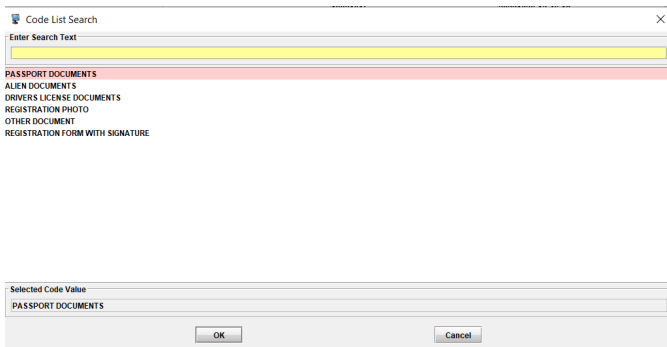
191. For previously established records, click on the Start Registration button.
For initial registration, the Start Registration will have already been established.



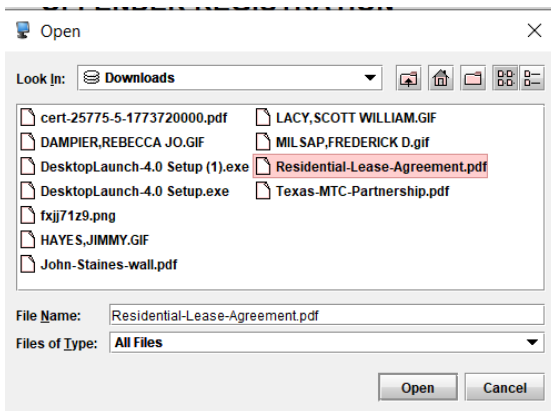
192. Click on the Import Document at the bottom center of the Registration Format.



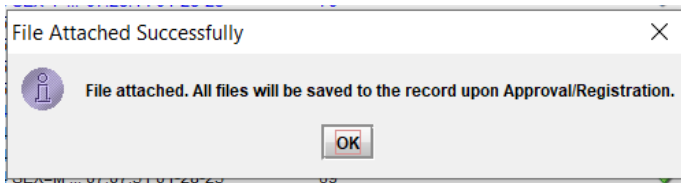
193. Choose from the type of document to be included in the record. Click on the type from the list or enter the type in the blank space above the list in the box. Press OK button.



194. The files box will open. Navigate to the folder in which the documents are located. Highlight the file, then click on the Open button at the bottom.



195. A box will appear noting that the document has been saved and will be attached to the record upon Approval/Registration.



196. Click the Register Button to save the entire record. See [SEGMENT 22 REGISTER](#) for more detail instructions.

197. Once the record has been saved, the documents uploaded will show in the box at the bottom right of the Registration Format.

Name	Descripti...	Extension	Mod When	Mod By	Add When	Add By
		PDF	20250519 1...	MM00259	20250519 1...	MM00259
		DOCX	20250519 1...	MM00259	20250519 1...	MM00259
		PDF	20250519 1...	MM00259	20250519 1...	MM00259
		PDF	20250519 1...	MM00259	20250519 1...	MM00259
		PDF	20250504 0...	MM00259	20250504 0...	MM00259

198. RENAMING DOCUMENT

Renaming of a document can only be done once a record has been established. If the agency chooses to add the name of the document previously uploaded; click on the Start Registration button as in 190.

- In the Registration Reason, select Other/Modify from the drop-down menu.
- Double click in the Name field as shown above. The Registration Form Editor will open.
- If more than one item is in the Editor Box, click Next Button until the document is found.
- Highlight the Name field in the Registration Form Editor.
- Enter the Name chosen, and then enter the Description if applicable.

- Press OK Button.
- Click the Register Button to save the entire record. See [SEGMENT 22 REGISTER](#) for more detail instructions.

Name	Descripti...	Extension	Mod When	Mod By	Add When	Add By
		PDF	20250519 1...	MM00259	20250519 1...	MM00259
		PDF	20250519 1...	MM00259	20250519 1...	MM00259
TESTING NE...	DOCUMENT ...	DOCX	20250519 1...	MM00259	20250519 1...	MM00259
		PDF	20250519 1...	MM00259	20250519 1...	MM00259
		PDF	20250519 1...	MM00259	20250519 1...	MM00259

MODIFY/UPDATE/MOVING HISTORY/DELETE

This section provides the instructions, as well as differences between Modifying a record, Updating a record, and Deletion of information in the record. These are three separate actions and have specific uses.

3-1. MODIFYING A RECORD

Modifying a record is ONLY used to correct mistakes. DO NOT use the MODIFY action to update the following fields: Registration Status, Address, Employment, Education, or Telephone. Other/Modify is used for corrections, updates, and changes that do not affect the Next Registration date. When modifying a record, the same guidelines should be followed as Entry of a Record.

The Registration Reason of Other/Modify will ONLY be used to correct mistakes or update/change information that does not affect the Next Registration Date. DO NOT use the Registration Reason-Other/Modify to update the following fields: Registration Status, Address, Employment, Education or Telephone.

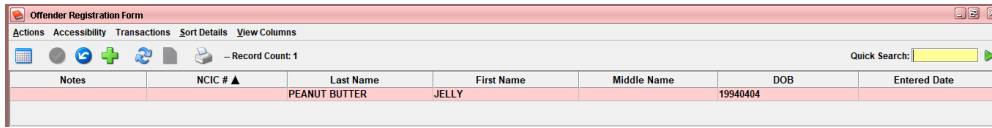
1. SEARCH FOR RECORD

Locate the record to be modified by using the search screen. Refer to Section 1-6, E. (System Access, Search Existing Records) for more detailed information on Search Procedures

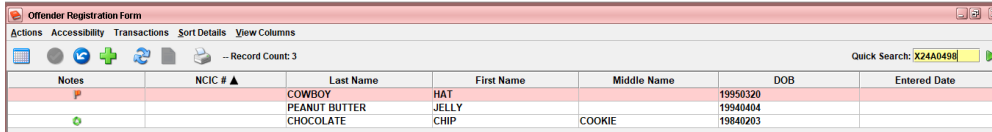


2. **START REGISTRATION MODIFY/UPDATE**

Once the record has been searched and found, it will appear in the upper portion of the Offender Registration Form.



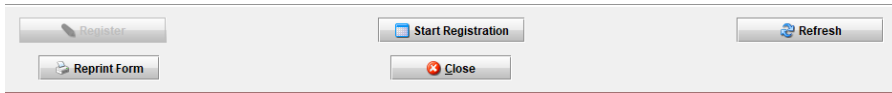
If the Offender Registry Form is already open with multiple records in use, ensure the proper record is highlighted (colored) before continuing.



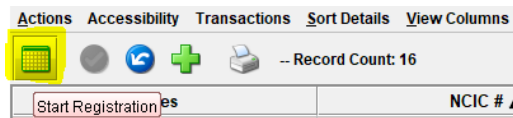
The highlighted record will appear in the Offender Registration Screen; however, all fields will be greyed out until the record is activated by the user.

ACTIVATING THE RECORD TO BE MODIFIED – The record can be activated for modification/update in two different ways.

- Located at the bottom of the Offender Registration format is the Start Registration button. This button must be clicked to activate the record for modification/update.

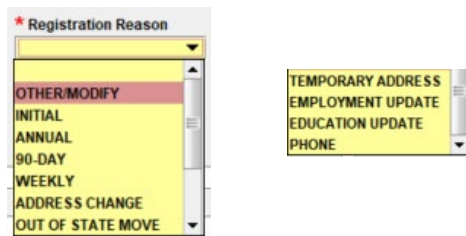


- Located at the upper left of the Offender Registration format is an icon that looks like a calendar. Users can also click on this button to activate the record for modification/update.



3. **REGISTRATION REASON - Mandatory**

When modifying a record to correct mistakes, or to update data that does not affect the Next Registration Date, OTHER/MODIFY must be used. Updates such as Registration Type (Annual, 90-Day, Weekly), Address Change, Residential Move, Employment Update, Education Update, or Phone Number will require the selection of that specific action. The actions below are explained for further clarification.



OTHER/MODIFY= Used to fix entry errors or update expiration dates (DLY, LIY) in an existing record. Do Not use this reason, if the offender has notified the agency of an address change, temporary address, new or change in phone number, employment, or education update, or an out of state move. **This is the only time that information in the record will be overwritten, all other updates require a new line of information.**

4. LAST ACTIVITY DATE (LADT)

The Last Activity Date (LADT) field affects the Next Registration Date field. This determines the date that the offender is required to next register. The LADT should only be changed during Registration (Annual, 90 Day, Weekly), Address Change, Employment Change, Education Change, or Phone Change. **When making corrections, or updates/changes that don't affect the Next Registration Date, the Last Activity Date (LADT) field should be completed with the previous activity date.**

Registration
SOR Status: I = Incarcerated
* Original Registration Date: 09/27/2001
* Last Activity Date: 09/11/2020

5. MODIFY

Record Information, Demographics and Registration can be modified within each field. If the modification is for any other field, the field editor box must be opened by double clicking on one of the fields.

Alias Editor
Supplemental Aliases
Last Name: SUGAR, First Name: ICED, Base Record:
Middle Name: , Suffix:
Record Management
Date/Time Entered: 20241202 13:11:12, Entering Operator ID: DM00324, Date/Time Updated: , Updating Operator ID:
Buttons: OK, Delete, Prev, Next, New, Cancel

The previous and next arrows can be used to find the appropriate item to modify. Once the item is corrected. Click the OK button.

****NOTE** - The Last Activity Date must be completed prior to completing registration.**

6. REGISTER

Once the modifications have been made, the record must be registered again by clicking on the register button at the bottom of the screen. This will save all modifications to the record. Please refer to [SEGMENT 22](#) for detailed instruction.

3.2 UPDATING A RECORD

Updating a record is used for any record changes, (other than Other/Modify) that will affect the offenders Next Registration Date.

It is very important to use the appropriate reason for the Update.

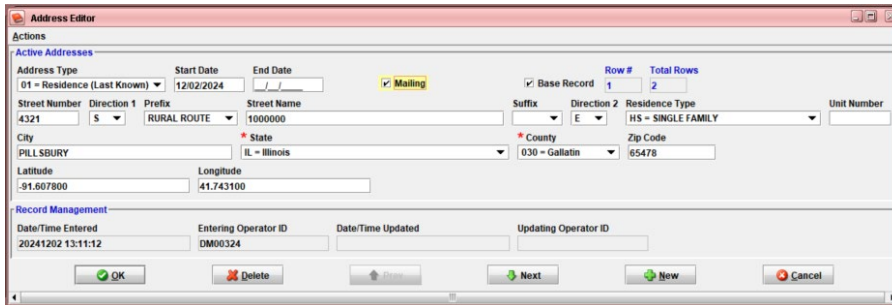
1. REGISTRATION REASON

Select the Registration Reason for the update. **Important Note: If correcting information or adding information that does not affect the registration date; the Other/Modify Registration Reason will be used.** Please refer to [Entry-Registration Reason](#).

2. OPENING THE FIELD EDITOR BOX

Information is being added, but the previous information will remain in the record, for example, a new conviction or secondary phone number.

Double click on the blank white line to open a new editor box for the segment to be updated. Double click on information that is already completed in the segment to be updated and then click the NEW button to get a new editor box.



Fill in any new information just as would be done for a new record. Once the new information is completed, Click the OK button.

3. END DATE(EDA):

If information is no longer active an End Date (EDA) should be placed in the field editor box. This will retain the information for historical purposes, but the information will not appear in the registry response or on the signature form.

4. REGISTER

Once the modifications have been made, the record must be registered again by clicking on the register button at the bottom of the screen. This will save all modifications to the record. Please refer to [SEGMENT 22](#) for detailed instructions.

5. Z2 INQUIRY

Agencies must run a Z2 inquiry on the offender anytime an update is made. This is done to ensure all new information was transitioned into the NCIC and Registry Responses.

3-3.OFFENDER MOVING TO ANOTHER JURISDICTION WITHIN ILLINOIS

When an offender is moving to another jurisdiction within Illinois, it is mandatory for the owning agency to perform an Address Change and place the subject in Moving Status. This will allow the new agency to take over the record, as opposed to making a new entry.

WHAT IS DIFFERENT

Users will no longer override the previous address. All addresses will be maintained with an end date for historical purposes and current address(es) will appear within the registry response. The owning agency must choose which is the Base Record Address – this will be the primary residence address.

1. SEARCH RECORD

Within SOR ADMIN, use the Search box to locate offender by name, or the Quick Search box to locate offender by Registration number. [See Section 1.6 System Access](#) for further information on accessing records.

2. START REGISTRATION

As with any other modify, the Start Registration button at the bottom of the form must be clicked to activate the record.

3. REGISTRATION REASON

The registration reason for any residence change will be the Address Change. Do NOT use Other/Modify for any residence/address change.

Steps for Moving an Offender Within Illinois

Offender advises Agency A of intent to move:

- Agency A selects Address Change in the Registration Reason drop down list
 - Agency A changes the SOR or MVOAY Status – to MV=Moving.
 - Last Activity Date- change to the date of update.
 - Agency A enters an End Date in the current address of the Address Editor Box.
 - Agency A creates a new address in the Address Editor Box with the BDA of the Offenders Moving date.
 - **Agency A should maintain communication with Agency B to ensure offender's registration compliance. If Offender, fails to register with Agency B; Agency A should change the address to UNK/UNKNOWN. This will cause the OFS to change to Absconder/Non-Compliant.**
 - ◆ Agency A should also document offender's noncompliance with the entry of an Add-On (ED1). See 3.5 ADD-ON ENTRY FOR NEXTGEN SYSTEM.
- Agency B updates the record to take ownership. Update record to include:
 - Originating Agency Identifier - change to the new agency's ORI.
 - Registration Reason – Agency B selects Address Change in the drop-down list.
 - SOR or MVOAY Status – change to R=Registered
 - Last Activity Date – change to the date of the update
 - Agency B Verifies current address in the Address Editor Box. Mark as Base record if applicable.
 - Agency B is now the owner of the record.

3.4 UPDATING RECORD TO HOMELESS OR UNKNOWN ADDRESS

When an Offender becomes HOMELESS or an ABSCONDER, the record must be updated correctly for the system's timers to maintain the appropriate limits mandated by Illinois Statutes. The below guidelines are provided for In-State Homeless, Out-of-State Homeless, and Unknown Address.

1. IN-STATE HOMELESS OFFENDER

To ensure the non-compliance timer is set and triggered if the in-State offender does not meet the weekly registration requirements, the following rules must be applied:

- Address Change must be selected in the Registration Reason drop-down list.
- SOR/MVOAY status should be changed to H=Homeless.
- Open the Address Editor Box and make the following updates:
 - In the current address, enter the date of notification in the End Date field (EDA).
 - Uncheck the Base Record box.
 - Create a new Address by clicking the Next box at the bottom of the Address Editor Box.
 - Address Type – must be 06-Homeless
 - Street Number field must contain HMLS. This will ensure the noncompliance timer is set and triggered if the offender does not meet weekly registration requirements. DO NOT use HMLS for Out-of-State Homeless.
 - Street Name field will auto-populate with the word "HOMELESS".
 - City, County and Zip code should be completed.
 - State is always required.
 - Residence Type must contain HL-Homeless.
 - Check Base Record box and Mailing box if separate mailing address such as a P.O. Box isn't provided.

The screenshot shows the 'Address Editor' window with the following fields and values:

- Address Type:** 06 - Homeless
- Start Date:** 11/07/2024
- End Date:** / /
- Mailing:**
- Base Record:**
- Row #:** new
- Total Rows:** 0
- Street Number:** HMLS
- Direction 1:** (empty)
- Prefix:** (empty)
- Street Name:** HOMELESS
- Suffix:** (empty)
- Direction 2:** (empty)
- Residence Type:** HL - HOMELESS
- Unit Number:** (empty)
- City:** CHICAGO
- State:** IL - Illinois
- County:** 016 - Cook
- Zip Code:** 60626
- Latitude:** (empty)
- Longitude:** (empty)

Record Management section:

- Date/Time Entered:** (empty)
- Entering Operator ID:** (empty)
- Date/Time Updated:** (empty)
- Updating Operator ID:** (empty)

Buttons: OK, Cancel, Next, Previous

2. OUT-OF-STATE HOMELESS OFFENDER

Out of State homeless offenders do not require the weekly registration timers that In-State offenders have in place. To ensure the offender remains compliant in Illinois, the following rules must be applied:

- Out-of-State (OM) must be selected in the Registration Reason drop-down list.
- SOR/MVOAY Status should be changed to Out-of-State Move (OM).
- Open the Address Editor Box and make the following updates:
 - In the current address, enter the date of notification in the End Date field (EDA).
 - Uncheck the Base Record box.

- Create a new Address by clicking the Next box at the bottom of the Address Editor Box.
- Address Type – must be 06-Homeless
- Start Date (BDA) – enter the date of notification of move.
- Check Base Record box.
- Street Number field must be **NONE**. Do NOT use the code HMLS. This is required Only for in-state weekly registrants.
- Street Name field must be **NONE**.
- Residence Type must contain HL-Homeless.
- City, County and Zip code should be completed.
- State is always required.

3. UNKNOWN ADDRESS

When an Offender fails to register at the appropriate time and their address becomes unknown, the record must be updated to reflect this. To ensure the offender's status changes appropriately to Absconder, the following rules must be applied:

- Address Change must be selected in the Registration Reason drop-down list.
- Enter activity date (LADT) that Offender was found to not be at registered address.
- Change the SOR/MVOAY status to UN=UNKNOWN.
- Open the Address Editor Box and make the following updates:
 - In the current address, enter the date the Offender was found to not be at registered address in the End Date field (EDA).
 - Uncheck the Base Record box.
 - Create a new Address by clicking the Next box at the bottom of the Address Editor Box.
 - Address Type – must be UN=UNKNOWN/OTHER
 - Start Date (BDA) – Enter the date the Offender was found to not be at registered address.
 - Check the Base Record box.
 - Street Number – must be UNK
 - Street Name – must be UNKNOWN. This will automatically set the Offender's status to NON-COMPLIANT.
 - Residence Type – must be UN=Unknown/Other
 - City, County, Zip Code – complete if known.
 - State is always required.
 - Place an add-on in the record explaining the address was checked and offender's location is now unknown.

If Offender is Out-of-State, enter only the appropriate state code. **Do not** enter Unk/Unknown in the address.

3-5. UPDATING RECORD FROM SOR/MVOAY TO MVOAY/SOR

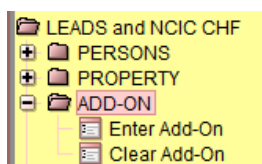
SOR records and MVOAY records may occasionally need to be changed to one or the other due to changes in court rulings or errors. The following procedure should be followed to maintain all data contained in the original record.

- Click on Start Registration
- Choose Other/Modify in the Registration Reason drop-down menu
- Remove the Registration data from the SOR or MVOAY area before changing the Record Type to SOR or MVOAY
- Check the appropriate SOR or MVOAY box and uncheck the old record type
- Delete the conviction that is no longer valid and add any new ones as appropriate
- Register the record

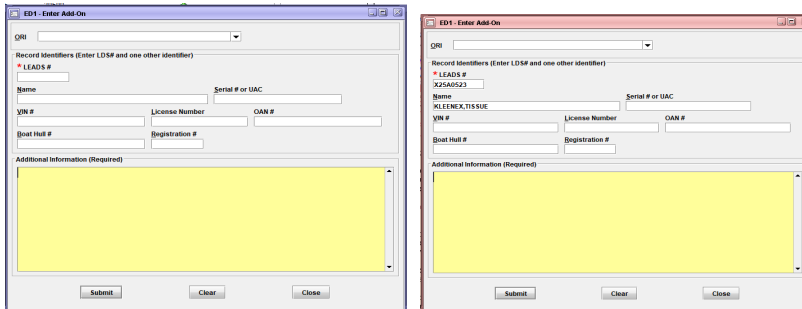
3-6. ADD-ON ENTRIES AND REGISTRATION EXTENSIONS

Add-Ons can be entered to become part of an offender record in NextGen. Add-Ons completed in the last 90 days are visible to any LEADS user upon inquiring on the record. All Add-Ons, regardless of entry date are visible to any LEADS user upon a Z-2 Inquiry of the Registration number. Add-On entries will remain with the record for the life of the record. Add-Ons will also be retained on the SOR Admin side for historical purposes, even after the life of the record has expired. For additional information on Add-Ons, see the Add-On chapter of the LEADS 3.0 Manual.

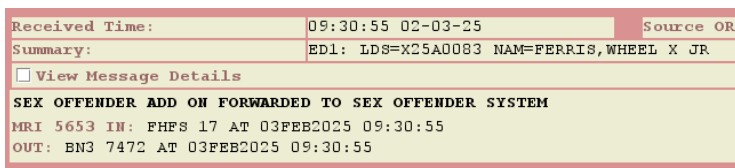
1. LEADS 3.0 offers two (2) ways to access the Sex Offender Add-On form. Both will activate the Sex Offender Add-On format; however, it is recommended to use the Hot Key method when possible as this will auto complete the Registry Number and Name.
 - From the menu tree, select LEADS and NCIC CHF, ADD-ON, ENTER ADD-ON.



- From the Registry Response, select the Enter Add-On Hot Key.



- Enter the NextGen Registration number in the LEADS number field, and the name of the offender, if needed. Complete the rest of the Add-On Record and submit. Add-on Additional Information should include:
 - Date & time of contact
 - Agency name
 - Reason for contact
 - Location of contact
 - Result of contact
- A successful entry will have the response below.



ADD-ON NOTIFICATION OF JAILED OR INCARCERATED SUBJECT

- When an Offender is arrested and detained at a local or county jail; an Add-On record should be completed by the jailing agency. Add-ons for jailed subjects should contain:
 - Name of arresting agency
 - Name of facility
 - Date subject incarcerated/jailed
 - Reason for incarceration/jail
 - Date of expected release

Example: Offender John Doe arrested and jailed 03252025 by Yorkville PD, held at Kendall Co SO, FTA Warrant-failure to register as sex offender. Date of expected release 04102025 Officer Smith ID/45678

ED1 - Enter Add-On

ORI IL0470200

Record Identifiers (Enter LDS# and one other identifier)

* LEADS #
X25A0516

Name BUNNY,BUGS Serial # or UAC

VIN # License Number OAN #

Boat Hull # Registration #

Additional Information (Required)

OFFENDER JOHN DOE ARRESTED AND JAILED 03252025 BY YORKVILLE PD, HELD AT KENDALL
CO SO, FTA WARRANT-FAILURE TO REGISTER AS SEX OFFENDER. DATE OF EXPECTED
RELEASE 04102025 OFFICER SMITH ID/45678

Submit Clear Close

Upon release, the jailing agency should complete a second Add-On detailing subject released and current address.

REGISTRATION EXTENSIONS

5. When an Offender fails to follow the registration requirements of his/her conviction(s); the following steps should be taken.
 - At the time of required registration, the agency should run a criminal history.
 - Only offenders that have previously registered or been notified to register can become non-compliant.
 - When an offender is deemed an absconder, or non-compliant, the record should be updated with any SOR/MVOAY violation citations.
 - Any new convictions for a SOR/MVOAY violation should be added to the offender's record by the registering agency. (See [SOR VIOLATION AOIC TABLE](#) or [VOAY VIOLATION AOIC TABLE](#) for violation citations). The additional conviction(s) may require an SOR offender to become a 90-day registrant. **Please note: MVOAY offenders will never become a 90-day registrant, regardless of additional violation convictions.
 - When an offender who was an absconder or noncompliant registers, the agency will update the LADT field with the current date of registration and ensure the Registration Status is "R – Registered". If the offender is not a lifetime registrant, this update will trigger an automatic Add-On of 10 years being added to the registrant's record and update the Ending Registration Date.
 - An added citation for a SOR/MVOAY violation may change the OFS to absconder or non-compliant. Once this offender re-registers and the agency updates the LADT and Registration Status to R, an automatic Add-On of 10 years will be added to the registrant's record. Lifetime registrants do not receive the 10-year penalty for non-compliance.
 - As with regular Add-Ons, extension Add-Ons will remain with the record for the life of the record. The extension Add-Ons will also be retained on the ORU ADMIN side for historical purposes, even after the life of the record has expired.

3-7. MOVING DATA TO HISTORY

1. MOVING DATA

- Information that is no longer current can be moved to history. The following Editor Boxes have this capability.

ADDRESS

EMPLOYMENT

EDUCATION

VEHICLES (Available After Go-Live)

LICENSE PLATES (Available After Go-Live)

BOATS (Available After Go-Live)

- Prior to placing Vehicle, License and/or Boat data into history, agencies should receive documented proof from the offender verifying that the vehicle or boat has been sold/junked/salvaged.
- When placing a vehicle into history, if applicable, the corresponding License also be placed into history.
- This information will be retained on the ORU ADMIN side, even after the life of the record has expired. Once moved to history, the information will no longer be visible to the agency.
- As with Modifying or Updating a record, click the “Start Registration” Button to begin.
- Select the appropriate action in the REGISTRATION REASON field.
- Locate the entry in the Editor Box that is no longer current.
- Enter the date in the END DATE field the Offender has provided.
- Uncheck the Base Record Box and the Mailing Box (Only available in the Address Editor Box).
- Check the Move to History Box. Press OK Button or NEW Button (if Offender has provided new information).

The screenshot shows the 'Address Editor' window. Under the 'Active Addresses' section, there is a table with columns for 'Address Type', 'Start Date', 'End Date', 'Mailing', 'Base Record', 'Move to History', 'Row #', and 'Total Rows'. The 'Move to History' checkbox is checked, and 'Base Record' is unchecked. Below this, the address details are filled out: Street Number 666, Direction 1 N, Prefix, Street Name MAIN, Suffix ST, Direction 2, Residence Type AP = APARTMENT CONDO DUPLEX, Unit Number 100, City BLOOMINGTON, State IL, County MCLEAN, and Zip Code 61701. The 'Record Management' section at the bottom shows 'Date/Time Entered' as 20250331 14:19:20, 'Entering Operator ID' as MM00259, 'Date/Time Updated' as 20250331 14:30:45, and 'Updating Operator ID' as MM00259. At the bottom of the window are buttons for OK, Delete, Cancel, Next, and New.

- The Editor Box will show both the old and new information until Registration is completed. The information that is moving will have a checkmark in the History Box. The new information should have the Base Record Box checked.

Address (2)		Start Date	End Date	Type	SNU	Direction 1	Prefix	Street Na...	Suffix	Direction 2	Residen...	Unit Num	City	State	County	Zip Code	Latitude	Longitude	History
<input checked="" type="checkbox"/>	<input checked="" type="checkbox"/>	20230228	20250402	01 = Reside... 666		N		MAIN	ST		AP = APAR... 100		BLOOMINGT... IL = Illinois	IL = Illinois	MCLEAN	61701			<input checked="" type="checkbox"/>
		20250401		01 = Reside... 111		S		STATE	AVE		AP = APAR... 101		BLOOMINGT... IL = Illinois	IL = Illinois	MCLEAN	61701			<input type="checkbox"/>

- Click on the REGISTER Button to save the changes. The procedures for Registering are the same as ENTRY/MODIFY/UPDATE. Please refer to [SEGMENT 22](#) for detailed instructions.
- After the record is saved, the old information will no longer show in the record. Only the newly added information will remain in the record.

Address (1)																			
Base	Mailing	Start Date	End Date	Type	SNU	Direction 1	Prefix	Street No...	Suffix	Direction 2	Residen...	Unit Num	City	State	County	Zip Code	Latitude	Longitude	History
		20250401		01 - Reside...111		S		STATE	AVE		AP - APAR...101		BLOOMINGT... IL	Illinois	MCLEAN	61701			

- Run a Z2 inquiry on the offender record. This is done to ensure all new information was transitioned into the NCIC and Registry Responses. The old information should no longer be visible.

3-8. DELETION OF INFORMATION

1. DELETING DATA FROM THE RECORD

Data can be deleted from an existing record; however, data should only be deleted from a record when the information is incorrect or does not belong in the record.

- Most information will be retained within the record for historical purposes by placing an end date in the appropriate area. However, information entered in error can be deleted.

2. HOW TO DELETE DATA

- Search for the appropriate record then select “Start Registration”. Choose “Other/Modify” in the Registration Reason.
- Data that is not in an Editor Box can be deleted by placing a # in the field.
- Data can be deleted from the editor box by right clicking on the line to be deleted and selecting the correct row to the removed.

Telephone Number (2)					Email		
Base	Start Date	End Date	Telephone Number	Telephone Type	Ba...	Start...	Ei
	20250102		333 444-5555	C = Cell			
	20250105		111 222-5555				

Delete Rows ▾ Delete Row #1 Ctrl-Backspace

Modify Rows ▾ Delete Row #2 Ctrl-Backspace

- Ctrl & Backspace will delete the highlighted row.
- Once the information has been deleted, the form must be “Registered and Saved”.
- An inquiry should be made on the record to ensure changes/deletions were retained properly.

*NOTE: On the very rare occasion that a record is being changed from a Sex Offender to MVOAY or vice versa, it is very important to remove the SOR or MVOAY data first and then change the record to the appropriate type and completed as necessary.

CLEAR/CANCEL A RECORD

An SOR or MVOAY record can only be Cleared or Cancelled by the Offender Registry Unit. Agencies must contact the ORU at ISP.SOR.Unit@Illinois.gov to request the record be Cleared/Cancelled.

4-1. CLEAR

- Records will be cleared when an offender has completed the term of registration or is deceased.
- The NCIC record will remain in the NSOR system; however, the status will be changed to inactive and the record will only be available if the NCIC number is queried. A query by Name, Sex, DOB will not return an inactive NCIC Sex Offender record.
- The Registry Response will be removed from the NextGen system and only available upon request to the Offender Registry Unit (ORU).

4-2. CANCEL

- Records will be cancelled when it is determined that the record is invalid, or if the original criminal offense is expunged or pardoned.
- A record that is cancelled will no longer appear in the NCIC or Registry Response and is only available upon request to the Offender Registry Unit (ORU).

INQUIRY

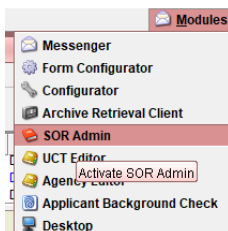
NextGen has incorporated the ability to inquire on an Offender via the Z2 (Name, Sex, Date of Birth Query) and the QH (Query Criminal History) search buttons. All LEADS 3.0 forms are still available for inquiries of Offenders. Information on all other queries can be found in the appropriate LEADS 3.0 chapter.

5-1. INQUIRY VIA NEXTGEN REGISTRATION SEARCH

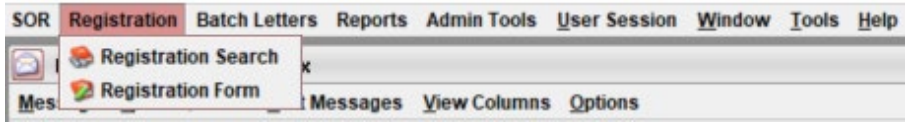
Users have the capability to run QH (Criminal History Query) and Z2 (Name, Sex, Date of Birth Query) within the NextGen System. This alleviates the need to use two (2) separate systems for Offenders. Below are the steps for both Queries in NextGen.

Z-2 (NAME, SEX, DATE OF BIRTH QUERY)

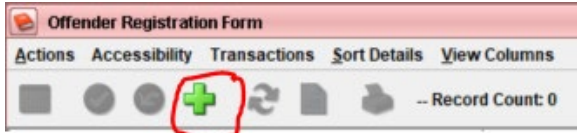
1. Select SOR Admin from the Module drop down in the top right corner of the OpenFox Desktop.



2. Select the Registration Form from the Registration Drop Down List.



3. Click on the Green Plus Sign to open a new Offender Registration form.



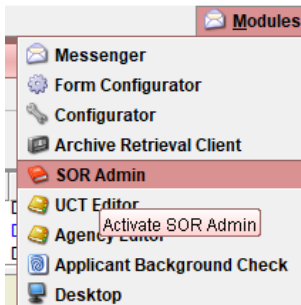
4. Enter the information in the Last Name, First Name, Date of Birth, and Sex Fields. Press Run Z2 button.

5. The NextGen system will return the same standard responses as in LEADS 3.0. See the LEADS Driver's License Chapter for more information on Z2 responses.

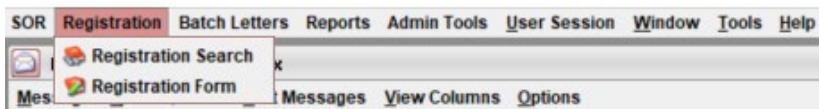
CWR	CCW	07:27:41 12-03-24
FQZR	FOID	07:27:41 12-03-24
Z2	CHF	07:27:35 12-03-24
QW21R	SOS	07:27:35 12-03-24
QW	NCIC	07:27:35 12-03-24

QH (QUERY CRIMINAL HISTORY)

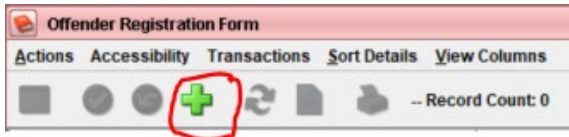
6. Select SOR Admin from the Modules drop down in the top right corner of the OpenFox Desktop.



7. Select the Registration Form from the Registration Drop Down List.



- Click on the Green Plus Sign to open a new Offender Registration form.



- Enter the information in the Last Name, First Name, Date of Birth, Sex, and Race Fields. Press Run QH button.

- The NextGen system will return the same standard responses as in LEADS 3.0. See the LEADS manual Criminal History Chapter for more information.

QH	NCIC	11:53:26	12-03-24	23
MKE	CHRIWS	11:53:26	12-03-24	23
QHY	NCIC	11:53:25	12-03-24	23
QH	CHF	11:53:25	12-03-24	23

5-2. SEARCH FOR AGENCY OWNED RECORDS

In NextGen, agencies can search for their owned records.

- Click on Registration in the SOR Admin
- Click on Registration search
- Choose ORI from the drop-down search menu
- Select the name of the agency from the drop-down menu

- If there are more than 500 records in the search result, the below buttons will become active for scrolling through records.

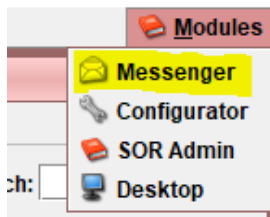
5.3 INQUIRY OF RETAINED HISTORICAL INFORMATION

A record's history is not visible in a Query/Response. Inquiring agencies will not be able to view any information placed in history. Only the Offender Registration Unit can retain and view this information in the NextGen record. Agencies needing historical information from a record should contact the Offender Registration Unit.

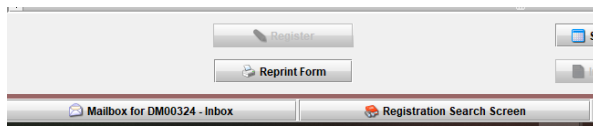
5.4 Z9 SUMMARY INQUIRY (VIA LEADS 3.0)

The Z-9 Summary Inquiry is accessed via the menu tree in LEADS 3.0.

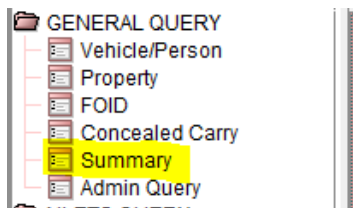
1. NextGen offers 2 ways to return to the LEADS 3.0 system.
 - Select Messenger from the Modules drop-down list in the upper right corner of the screen.



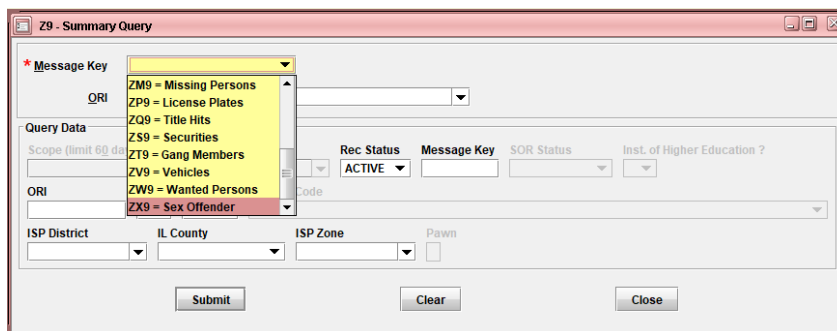
- Select the Mailbox for xxxxxx – Inbox button at the base of the screen.



2. Select Summary from the General Query drop-down menu on the left side of the screen.



3. In the Z9 Summary Query form, select Z9=Sex Offender from the drop-down menu.



- Choose the desired SOR status from the drop-down menu in the Message Key field. Complete the required fields that become active for the requested status. Press submit to generate results.

SOR STATUS FIELD

Below are the Status Fields and their descriptions.

- CSOR: **CSOR dissemination is restricted to law enforcement.** The CSOR inquiry produces a listing of all child sex offender records (including Juvenile offenders) in a specified county. *The Community Notification Inquiry (SOR) should be used for Community Notification purposes.*
- EMP-STU: The EMP-STU inquiry produces a listing of sex offenders who are attending or are employed at an institution of higher learning in a specified county. While there is no restriction against public dissemination of this listing, *the Community Notification Inquiry (SOR) should be used for Community Notification purposes.*
- JSOR: **JSOR dissemination is restricted to law enforcement.** The JSOR inquiry produces a listing of all sex offenders in a specified county who are juveniles.
- SOR: The SOR inquiry produces a list for community notification of all sex offender records in a specified county. All victims are included regardless of age (adult/child).
- SOR-ADR: **SOR-ADR dissemination is restricted to law enforcement.** The SOR-ADR inquiry produces a listing of employment address and student address information for all sex offenders (including Juvenile offenders) in a specified county.
- SOR-ALL: **SOR-ALL dissemination is restricted to law enforcement.** The SOR-ALL inquiry produces a listing of all sex offender records (adult/child) in a specified county and includes more data fields than the Community Notification listing.
- SOR-LEADS: **SOR-LEADS dissemination is restricted to law enforcement.** The SOR-LEADS inquiry produces a listing of all sex offender records (adult/child) entered on a specified date, either for the entire state or for a specified county.
- SOR-NONCMP: **SOR-NONCMP dissemination is restricted to law enforcement.** The SOR-NONCMP produces a listing of all sex offenders (adult/child) in a specified county, ISP district, or ISP zone who are non-compliant.

- VOY: The VOY inquiry produces a list for community notification of all VOAY records in a specified county.
- VOY-ADR: **VOY-ADR dissemination is restricted to law enforcement.** The VOY-ADR inquiry produces a listing of employment address and student address information for all VOAY offenders in a specified county.
- VOY-ALL: **VOY-ALL dissemination is restricted to law enforcement.** The VOY-ALL inquiry produces a listing of all VOAY offender records in a specified county and includes more data fields than the Community Notification listing.
- VOY-NONCMP: **VOY-NONCMP dissemination is restricted to law enforcement.** The VOY-NONCMP inquiry produces a listing of all VOAY offenders in a specified county, ISP district, or ISP zone who are non-compliant.

VALIDATION

Validation is still required in NextGen as it is a component of LEADS and forwards records to NCIC. All records, including Expired and Out-of-State, are required to be validated.

6-1. VALIDATION IN NEXTGEN

The following rules/requirements apply to validation of a NextGen record.

- There is no format for validation of Sex Offender or MVOAY records.
- The NextGen system automatically validates a record every time the LADT is updated.
- The validation date (DTV) and Operator ID (VID) will be sent to NCIC and the Registry Response.
- At minimum, the Last Activity Date (LADT) must be updated for the record to be validated.
- Records not validated will appear on the monthly validation report.

NextGen SOR - Offender Type/Record Status Codes						
ORU USE ONLY - Code: V, X, D, Z and Status: E, X, DD						
Code	Offender Type	Lifetime (Y/N)	Disposition	Victim Age	Offender Age	JUVENILE CONVICTION CHOICE (Y/N)
Y	Child Sex Offender V<18	No	Conviction	Less than 18	18 or Older	NO - Appears on Website
N	Adult Sex Offender V≥18	No	Conviction	18 or Older	18 or Older	NO - Appears on Website
P	Sexual Predator V<18	Yes	Conviction	Less than 18	18 or Older	NO - Appears on Website
S	Sexual Predator V≥18	Yes	Conviction	18 or Older	18 or Older	NO - Appears on Website
J	Juvenile Sex Offender V<18	Either Y or N*	Adjudication	Less than 18	Adjudicated Juv	YES - Hidden from Website
K	Juvenile Sex Offender V≥18	Either Y or N*	Adjudication	18 or Older	Adjudicated Juv	YES - Hidden from Website
M	Murderer - Sexually Motivated	Yes	Conviction	Any Age	Any Age	NO - Appears on Website
W	MVOAY - Not Sexually Motivated	Either Y or N*	Conviction	<18 - Except Murder	Any Age	NO - Appears on Website
U	Juvenile Violent Offender Against Youth	Either Y or N*	Adjudication	Less than 18	Adjudicated Juv	YES - Hidden from Website
V	Sexually Violent Person V<18	Yes	Conviction	Less than 18	18 or Older	NO - Appears on Website
X	Sexually Violent Person V≥18	Yes	Conviction	18 or Older	18 or Older	NO - Appears on Website
D	Sexually Dangerous Person V<18	Yes	Conviction	Less than 18	18 or Older	NO - Appears on Website
Z	Sexually Dangerous Person V≥18	Yes	Conviction	18 or Older	18 or Older	NO - Appears on Website
Status	Description of SOR/VOAY Status Code	Agency Use	Notes/Action			
N	Not Notified - Not Registered	Yes	Needs to be Notified to Register and to Register with an Agency			
D	Notified to Register - Not Registered	Yes	Has been Notified to Register but has not yet Registered with an Agency			
R	Registered by Agency	Yes	Has been Successfully Registered with an Agency			
H	Homeless Registrant	Yes	MUST follow NextGen Manual Procedure for Homeless Address			
UN	Location Unknown - Non-Compliant Status	Yes	MUST follow NextGen Manual Procedure for Unknown Address			
MV	Offender Moving within State (IL)	Yes	MUST follow Nextgen Manual Moving Procedure			
OM	Moving Out of State	Yes	Use when offender moves to a state outside of Illinois			
I	Incarcerated in IL Dept of Corrections	Yes	Update Address to IDOC Location			
DH	Admitted to Department of Human Services	Yes	Update Address to DHS Location			
FP	Incarcerated in Federal Prison (BOP)	Yes	Update Address to BOP Location			
OP	Incarcerated in an Out of State Prison	Yes	Update Address to OOS Prison Location			
K	Deported	Yes	Verify through ICE/Follow NextGen Manual Procedure for Deported			
E	Child Victim/Expired Offender - ORU Only	No	Residency Restrictions still apply after Expiration from the Registry			
X	Expired Offender - ORU Only	No	Used for other types of expired offenders that are NOT child sex offenders			
DD	Deceased Offender - ORU Only	No	Send ORU - Obituary/Incident Report/Death Certificate for Removal			

ADDENDUM 2

Illinois State Police Offender Registration Unit

Administrative Courts of Illinois (AOIC) Code Reference Guide

This guide should be used in correspondence with a criminal history (CHRI) response from LEADS and be used by Full Access LEADS Users for offender registration purposes. Identify convictions/adjudications listed from the CHRI response and identify them within the AOIC Code List to be entered into the Offender record. **List the base registration offense first**, followed by any other additional offenses. Offenses that include Attempt should have Attempt entered as a separate citation code followed by the actual offense code (Same Conviction Date for both). Each line item is listed in the following order: ILCS Chapter, ILCS Act, ILCS Section, Offense Class, Offense Description, Offender Registry AOIC Code, Effective Date of Code, Inactive Date of Code, Lifetime (Y/N), Special Conditions for the Offense.

When offenses listed within Illinois Statute are modified, the AOIC Codes are also modified. For example, previous offenses listed for a registration duration of 10-Years later became lifetime registration duration offenses. Sex Offender Registration Violation Convictions enforced 90 Day/Quarterly Registration Requirements.

IDENTIFYING THE CORRECT AOIC CODE IN REFERENCE TO THE DATE OF CONVICTION/ADJUDICATION

Below there are two descriptions for Criminal Sexual Abuse/Force 2+ or 2nd conviction. Each code is different due to the change in Illinois Statute. When this occurs the agency must verify the **date of conviction/adjudication** and find the **correct code that matches the date time range**. Use Effective Date (EFFDATE) and Inactive Date (INADATE) to find your proper date range. EFFDATE is the date the code was applied to Illinois Statute. INADATE is when the code was removed or outdated. **(More examples on Page 6 of this document).**

Example #1: The Criminal Sexual Abuse/Force/2+ conviction date is **12/15/2020**. You should use AOIC Code **0015813**.

SOR AOIC CODES

Public Act 096-1551 converted many statute numbers. Please pay attention to the effective and inactive dates and the attached conversion chart.

CHAP	ACT	SECTION	CLASS	DESC	CODE	EFFDATE	INADATE	LIFE	LIFETIME OR SPECIAL CONDITIONS
0720	5	11-1.40(a)(2)(C)	X	PRED CRIM SEX ASLT/BODILY HARM	0015810	20110701		Y	Conviction after 7/1/1999
0720	5	11-1.40(a)(2)(D)	X	PRED CRIM SEX ASSAULT/CON SUB	0015811	20110701		Y	Conviction after 7/1/1999
0720	5	11-1.50(a)(1)	4	CRIMINAL SEXUAL ABUSE/FORCE	0015812	20110701		N	
0720	5	11-1.50(a)(1)	2	CRIMINAL SEXUAL ABUSE/FORCE/2+	0015813	20110701		N	
0720	5	11-1.50(a)(2)	4	CRIM SEXUAL ABUSE/CANT CONSENT	0015814	20110701		N	

Example #2: The Criminal Sexual Abuse/Force/2+ conviction date is **09/30/1990**. You should use AOIC Code **0997600**.

SOR AOIC CODES

Public Act 096-1551 converted many statute numbers. Please pay attention to the effective and inactive dates and the attached conversion chart.

CHAP	ACT	SECTION	CLASS	DESC	CODE	EFFDATE	INADATE	LIFE	LIFETIME OR SPECIAL CONDITIONS
0720	5	12-15(a)(1)	2	CRIM SEX ABUSE/FORCE/2ND	0997600	19840701	20110630	N	
0720	5	12-15(a)(2)	A	CRIM SX ABUSE/CANT CONSENT/1ST	0997700	19840701	19991231	N	
0720	5	12-15(a)(2)	4	CRIM SEXUAL ABUSE/CANT CONSENT	0012294	20000101	20110630	N	
0720	5	12-15(a)(2)	2	CRIM SX ABUSE/CANT CONSENT/2ND	0997800	19840701	20110630	N	

SEX OFFENDER VIOLATION AOIC CODES

We have added notes for Sex Offender Registration Act (SORA) violation convictions. These offenses when entered in the Offender Registry, will show the offender as a Quarterly/90-Day Registrant if convicted after 7/1/2005. An “Attempt SORA Violation Conviction” *does not* enforce Quarterly/90-Day Registration.

The SORA violation conviction WILL restart the offender’s registration time for 10 years per statute. These convictions are important to ensure that the record timers are accurate.

SOR VIOLATION AOIC CODES

Any conviction after 7/1/2005 for a SOR Violation on this list (not attempt) will require 90-day registration and restart registration period if 10-year registrant.

CHAP	ACT	SECTION	CLASS	DESC	CODE	EFFDATE	INADATE	SPECIAL CONDITIONS
0720	5	8-4		ATTEMPT	ISP0001			Any conviction after 7/1/2005 for a SOR Violation on this list (not attempt) will require 90-day registration and restart registration period if 10-year registrant.
0730	150	3	A	CHILD SEX OFFENDER/REGIS	1685200	19860815	19960531	
0730	150	3	A	HABIT CHILD SEX OFFENDER/REGIS	1685500	19860815	19921231	
0730	150	3	4	CHILD SEX OFFENDER/REGIS 2ND	0010751	19950701	19960531	
0730	150	3(a)	4	VIOLATE SEX OFFENDER REGIS	0011141	19960601	20040819	
0730	150	3(a)	4	SEX OFFENDER REGIS/FALSE INFO	0011411	19980101	19990721	
0730	150	3(a)	3	VIOLATE SEX OFFENDER REGIS	0013485	20040820		
0730	150	3(a)	3	NOTIFICATION/NO FIXED ADDRESS	0013767	20060101		

LIFETIME OR SPECIAL CONDITIONS

LIFE and LIFETIME OR SPECIAL CONDITIONS are two fields in the AOIC table. Both fields identify when a specific citation is a lifetime registration. Both fields also list specific information such as the date the conviction was in effect or if the offense needs to meet specific requirements for registration.

SOR AOIC CODES

Public Act 096-1551 converted many statute numbers. Please pay attention to the effective and inactive dates and the attached conversion chart.

CHAP	ACT	SECTION	CLASS	DESC	CODE	EFFDATE	INADATE	LIFE	LIFETIME OR SPECIAL CONDITIONS
0720	5	11-30(a)(1)	A	PUBLIC INDECENCY/SEX CONDUCT	0015857	20110701		N	Third or subsequent conviction, offense after 8/22/2002
0720	5	11-30(a)(1)	4	PUB INDECENCY/SEX CONDUCT 3+	0015858	20110701		N	
0720	5	11-30(a)(1)	4	PUB INDECENCY/SEX/SCH GROUNDS	0015863	20110701		N	
0720	5	11-30(a)(2)	A	PUBLIC INDECENCY/LEWD EXPOSURE	0015859	20110701		N	
0720	5	11-30(a)(2)	4	PUBLIC INDECENCY/EXPOSURE/3+	0015860	20110701		N	
0720	5	11-30(a)(2)	4	PUB INDECENCY/EXPOSURE/SCHOOL	0015864	20110701		N	
0720	5	12-13(a)(1)	1	CRIM SEX ASSAULT/FORCE	0995500	19840701	20110630	Y	Conviction after 7/1/1999
0720	5	12-13(a)(1)	X	CRIM SEX ASSAULT/FORCE/2ND+	0995550	19880101	20110630	Y	Conviction after 7/1/1999
0720	5	12-13(a)(2)	1	CRIM SEX ASSAULT/CANT CONSENT	0995600	19840701	20110630	Y	Conviction after 7/1/1999

720 ILCS 5/11-30(a)(1) and (a)(2): A person must have at least three separate convictions (three separate cases with one or more convictions in each case) for public indecency to register as a sex offender for that specific offense.

720 ILCS 5/12-13(a)(1): Crim Sex Assault/Force became a lifetime registrable offense after 7/1/1999.

MISCELLANEOUS AOIC CODES – ATTEMPT, OUT OF STATE DUTY TO REGISTER, NEW FELONY CONVICTION AFTER 7-1-2011, ETC.

CHAP	ACT	SECTION	CLASS	DESC	CODE	EFFDATE	INADATE	LIFE	LIFETIME OR SPECIAL CONDITIONS
0720	5	8-4		ATTEMPT	ISP0001				
0730	150	2(E)(7)		NEW FELONY CONVICTION AFTER 7-1-2011	ISP9999	20110701			
730	150	2(E)-10)		OUT OF STATE DUTY TO REGISTER	ISPSE10	20120101			
730	150	2(A)(2)		SEXUALLY DANGEROUS PERSON	DOC0002				ONLY USED BY IDOC AND ISP
730	150	2(A)(3)		SEXUALLY DANGEROUS PERSON	DOC0003				ONLY USED BY IDOC AND ISP
730	150	2(4)		SEXUALLY VIOLENT PERSON	DHS0001				ONLY USED FOR JUVENILE SVP
725	207	65(b)(3)		SEXUALLY VIOLENT RECOVERED	SVPREC1				ONLY USED BY ISP
725	205	9(e)		SEXUALLY DANGEROUS RECOVERED	SDP0001				ONLY USED BY ISP

Attempt “ISP0001” - should be used for all offense dispositions that were convicted as Attempt, this should be entered as a separate offense before entering the actual offense that was attempted (Same Conviction Date for both convictions).

New Felony Conviction After 7-1-2011 “ISP9999” - should only be used for retroactive registration. This code would be added for a new felony conviction if the offender’s base registration offense today would require lifetime registration and they were previously: Not required to register for life, have already completed their registration period, or never registered for their prior sex offense conviction. Refer to the Sex Offender Registration Act for more information on retroactive registration. **This code does not apply to juvenile offenders/adjudicated delinquents.**

Out of State Duty to Register “ISPSE10” - should be used per the LEADS Bulletins relating to ISPSE10. The out of state offender must be required to register from the state that they were convicted in before an agency can use this code for registration purposes. Verification of registry requirements can be made by reviewing the offender’s criminal history and contacting the state of conviction for questions regarding their duty to register. **(Example: An out of state offender was convicted in Iowa for a sex offense that requires them to register as a sex offender in Iowa at the time of registration in Illinois)**

Sexually Dangerous Person, Sexually Violent Person, Sexually Violent Recovered and Sexually Dangerous Recovered. These codes are used by IDOC, DHS and ISP. These identifying codes are established in the court.

ADDENDUM 3**ADMINISTRATIVE OFFICE OF THE ILLINOIS COURTS
OFFENSE CODE TABLE LAYOUT**

FIELD NAME	DESCRIPTION
CHAPTER	This field is used to identify the chapter of the Illinois Compiled Statutes. It will be left filled with zeros for chapters of three numbers or less.
ACT	This field is used to identify the Act of the Illinois Compiled Statutes. Its format is PIC 9999V9, the “V” being an implied decimal position.
SECTION	This field is used to identify the Section of the Illinois Compiled Statutes.
CLASS	This field is the sentence class of the offense as defined in the Illinois Compiled Statutes 730 ILCS 5/5-
	M - Class M Felony (Murder)
	X- Class X Felony
	1- Class 1 Felony
	2 - Class 2 Felony
	3 - Class 3 Felony
	4 - Class 4 Felony
	A - Class A Misdemeanor
	B - Class B Misdemeanor
	C - Class C Misdemeanor
	P - Petty Offense
U - Business Offense	
Z - Generic Code for Any Class	
O - Other	
DESC	This field is a short offense description to be used as a verification of the statute citation. Descriptive wording from the statutes has been used as much as possible, but abbreviations have been used due to space limitations. An abbreviation dictionary will be provided upon request.
CODE	The offense code number is a unique seven-digit code assigned by the Administrative Office.
EFFDATE	This field indicates the date on which the offense code became effective. If this field equals zeros, it means that the offense was in effect at the time of the original Offense Code Table’s compilation. The date format is CCYYMMDD.
INADATE	This field indicates the inactive date of an offense. An entry greater than zero will appear in this field when the offense code has become inactive because of a change requiring a new offense code to be assigned or the section has been repealed. This field will be equal to zeros for all other offense codes. Offense codes with inactive values greater than zero will remain on the Offense Code Table for historical purposes and should be used when the case file date falls on or after the effective date and prior to or equal to the inactive date. This field was previously identified as “repealed date.”

AOIC CITATION CODES FOR SEX OFFENSE/VIOLENT OFFENSE

A. **FIELD NAME:** Citation for Sex Offense/Violent Offense

B. **FIELD CODE:** CIT

C. **FIELD LENGTH:** 7 positions.

D. **CHARACTER TYPE(S) ALLOWED:** Specific numeric codes.

E. **USED AS ON-LINE INQUIRY IDENTIFIER?** No

F. **USED AS IDENTIFIER FOR MODIFY/DELETE?** No

G. **WHEN MODIFYING, DATA CAN BE:** ADDED? Yes CHANGED? Yes* (See NOTES) DELETED? Yes

H. **ON ENTRY, DATA IS:** Required.

I. **PURPOSE AND USAGE:** Cites the statute the subject was convicted/adjudicated of violating.

J. **ALLOWABLE DATA AND EDITS:** Must be a valid AOIC code as found on the following pages.

K. **NOTES:** Delete citation on the Caution Modify Screen by entering CIT/*XXXXXXX in the "CAU" field. The XXXXXX represents the number of the citation you wish to delete or change. To modify: add a new citation code in the CIT field at the same time you are deleting the old code.

ADMINISTRATIVE OFFICE OF ILLINOIS COURTS (AOIC)

The below table lists those Administrative Office of Illinois Courts (AOIC) codes which are to be used in the citation (CIT/) field when entering or modifying the sex offender portion of caution file records.

Conversion Chart for Public Act 096-1551 (Effective Date 07/01/2011) - Old ILCS Section Numbers compare to New ILCS Section Numbers

Old Section Name	Old Section Number	New Section Name	New Section Number
Public indecency	720 ILCS 5/11-9	Public indecency	720 ILCS 5/11-30
Approaching, contacting, residing, or communicating with a child within certain places by child sex offenders prohibited	720 ILCS 5/11-9.4	Approaching, contacting, residing, or communicating with a child within certain places by child sex offenders prohibited	720 ILCS 5/11-9.3
Soliciting for a juvenile prostitute	720 ILCS 5/11-15.1	Promoting juvenile prostitution	720 ILCS 5/11-14.4(a)(1)
Pandering	720 ILCS 5/11-16	Promoting prostitution	720 ILCS 5/11-14.3(a)(2)(A)
Keeping a place of juvenile prostitution	720 ILCS 5/11-17.1	Prostitution	720 ILCS 5/11-14.4(a)(1)
Juvenile pimping and aggravated juvenile pimping	720 ILCS 5/11-19.1	Promoting juvenile prostitution	720 ILCS 5/11-14.4(a)(2) & (a)(3)
Exploitation of a child	720 ILCS 5/11-19.2	Promoting juvenile prostitution	720 ILCS 5/11-14.4(a)(4)
Aggravated child pornography	720 ILCS 5/11-20.3	Aggravated child pornography	720 ILCS 5/11-20.1(B)
Aggravated battery	720 ILCS 5/12-4	Aggravated battery	720 ILCS 5/12-3.05
Heinous battery	720 ILCS 5/12-4.1	Aggravated battery	720 ILCS 5/12-3.05(a)(2)
Aggravated battery with a firearm	720 ILCS 5/12-4.2	Aggravated battery	720 ILCS 5/12-3.05
Aggravated battery with a machine gun or a firearm equipped with any device or attachment designed used for silencing the report of a firearm	720 ILCS 5/12-4.2-5	Aggravated battery	720 ILCS 5/12-3.05
Aggravated battery of a child	720 ILCS 5/12-4.3	Aggravated battery	720 ILCS 5/12-3.05(b)
Aggravated battery of an unborn child	720 ILCS 5/12-4.4	Battery of an unborn child; aggravated battery of an unborn child	720 ILCS 5/12-3.1(a-5)
Criminal sexual assault	720 ILCS 5/12-13	Criminal sexual assault	720 ILCS 5/11-1.20
Aggravated criminal sexual assault	720 ILCS 5/12-14	Aggravated Criminal sexual assault	720 ILCS 5/11-1.30
Predatory criminal sexual assault of a child	720 ILCS 5/12-14.1	Predatory criminal sexual assault of a child	720 ILCS 5/11-1.40
Criminal sexual abuse	720 ILCS 5/12-15	Criminal sexual abuse	720 ILCS 5/11-1.50
Aggravated criminal sexual abuse	720 ILCS 5/12-16	Aggravated criminal sexual abuse	720 ILCS 5/11-1.60

02/29/2024

SOR AOIC CODES

Public Act 096-1551 converted many statute numbers. Special attention should be given to the Effective Dates, Inactive Dates, and the Conversion Chart.

CHAP	ACT	SECTION	CLASS	DESC	CODE	EFFDATE	INADATE	LIFE	LIFETIME OR SPECIAL CONDITIONS
0720	5	8-4		ATTEMPT	ISP0001				ADD BEFORE ACTUAL OFFENSE CODE
0730	150	2(E)(7)		FELONY CONVICTION AFTER 07012011	ISP9999	20110701		Y	BASE REGISTRATION OFFENSE MUST BE LIFETIME TODAY
730	150	2(E-10)		OUT OF STATE DUTY TO REGISTER	ISPSE10			Y	MUST BE REQUIRED TO REGISTER IN STATE OF CONVICTION
730	150	2(A)(2)		SEXUALLY DANGEROUS PERSON	DOC0002				ONLY USED BY IDOC AND ISP
730	150	2(A)(3)		SEXUALLY DANGEROUS PERSON	DOC0003				ONLY USED BY IDOC AND ISP
730	150	2(4)		SEXUALLY VIOLENT PERSON	DHS0001				ONLY USED FOR JUVENILE SVP
725	207	65(b)(3)		SEXUALLY VIOLENT RECOVERED	SVPREC1				ONLY USED BY ISP
725	205	9(e)		SEXUALLY DANGEROUS RECOVERED	SDP0001				ONLY USED BY ISP
		38-11-1(a)	X	RAPE	0790000		19840701	N	
		38-11-1(a)(1)	X	RAPE/FEMALE UNCONSCIOUS	0790100		19840701	N	
		38-11-1(a)(2)	X	RAPE/FEMALE MENTALLY DERANGED	0790200		19840701	N	
		38-11-1	1	RAPE PRIOR TO 2/1/78	0790300		19780201	N	
		38-11-3	X	DEVIATE SEXUAL ASSAULT	0795000		19840701	N	
		38-11-4(a)(1)	1	IND LIB WITH CHILD/SEX	0800000		19840701	N	
		38-11-4(a)(2)	1	IND LIB WITH CHILD/DEVIATE	0800100		19840701	N	
		38-11-4(a)(3)	1	IND LIB WITH CHILD/FONDLE	0800200		19840701	N	
		38-11-4(b)(1)(A)	1	IND LIB WITH CHILD/PHOTO SEX	0800300		19840101	N	
		38-11-4(b)(1)(B)	1	IND LIB WITH CHILD/PHOTO EXCR	0800400		19840101	N	
		38-11-4(b)(1)(C)	1	IND LIB WITH CHILD/PHOTO FETT	0800500		19840101	N	
		38-11-4(b)(1)(D)	1	IND LIB WITH CHILD/PHOTO MAST	0800600		19840101	N	
		38-11-4(b)(2)	1	IND LIB W/CHILD/SOLICIT PHOTO	0800700		19840101	N	
		38-11-4(b)(3)	1	IND LIB W/CHILD/PARENT PERMIT	0800800		19840101	N	
		38-11-4.1(a)(1)(A)	X	AGG IND LIB WITH CHILD <12/SEX	0805000		19840701	N	
		38-11-4.1(a)(1)(B)	X	AGG IND LIB/CHILD <12/DEVIATE	0805100		19840701	N	
		38-11-4.1(a)(1)(C)	X	AGG IND LIB/CHILD <12/FONDLE	0805200		19840701	N	
		38-11-4.1(a)(2)	X	AGG IND LIB/CHILD/INFLICT HARM	0805300		19840701	N	

		38-11-4.1(b)(1)(A)	X	AGG IND LIB WITH CHILD <9/SEX	0805400		19840701	N	
		38-11-4.1(b)(1)(B)	X	AGG IND LIB/CHILD <9/DEVIATE	0805500		19840701	N	
		38-11-4.1(b)(1)(C)	X	AGG IND LIB/CHILD <9/FONDLE	0805600		19840701	N	
		38-11-5(a)(1)	A	CONTRIB SEX DELINQ MINOR/SEX	0810000		19840701	N	
		38-11-5(a)(2)	A	CONTRIB SEX DELINQ MINOR/DEVI	0810100		19840701	N	
		38-11-5(a)(3)	A	CONTRIB SEX DELINQ MINOR/FOND	0810200		19840701	N	
		38-11-5(a)(4)	A	CONTRIB SEX DELINQ MINOR/LEWD	0810300		19840701	N	
		38-11-10(a)(1)	2	AGGRAVATED INCEST/SEX	0835000		19840701	N	
		38-11-10(a)(2)	2	AGG INCEST/DEVIATE CONDUCT	0835100		19840701	N	
		38-11-11.1(a)(1)	3	SEX ABUSE CHIL/FAM MBR/FONDLE	0845000		19840701	N	
		38-11-11.1(a)(2)	3	SEX ABUSE CHILD/FAM MBR/SEX	0845100		19840701	N	
		38-11-20a(b)(1)	4	SELL/DEL/EXHIB/BUY CHILD PORN	0905000		19840101	N	
		38-11-20a(b)(2)	1	PHOTO/PRODUCE/PUBL CHILD PORN	0905100		19840101	N	
		38-11-20a(b)(3)	1	SOL MINOR TO APPEAR IN PORN	0905200		19840101	N	
		38-12-16.1	A	PERMIT SEX ABUSE OF CHILD	0999750	19880101	19890111	N	
0720	5	9-1	Z	MURDER	G000001			Y	
0720	5	9-1(a)(1)	M	MURDER/INTENT TO KILL/INJURE	0735000			Y	
0720	5	9-1(a)(2)	M	MURDER/STRONG PROB KILL/INJURE	0735100			Y	
0720	5	9-1(a)(3)	M	MURDER/OTHER FORCIBLE FELONY	0735200			Y	
0720	5	10-1(a)(1)	3	KIDNAPING PRIOR TO 9/5/75	0765100		19750905	Y	Conviction on or after 1/1/2011
0720	5	10-1(a)(1)	2	KIDNAPING/SECRETLY CONFINE	0765000			Y	Conviction on or after 1/1/2011
0720	5	10-1(a)(2)	3	KIDNAPING PRIOR TO 9/5/75	0765300		19750905	Y	Conviction on or after 1/1/2011
0720	5	10-1(a)(2)	2	KIDNAPING/FORCE OR THREAT	0765200			Y	Conviction on or after 1/1/2011
0720	5	10-1(a)(3)	3	KIDNAPING PRIOR TO 9/5/75	0765500		19750905	Y	Conviction on or after 1/1/2011
0720	5	10-1(a)(3)	2	KIDNAPING/DECEIT OR ENTICE	0765400			Y	Conviction on or after 1/1/2011
0720	5	10-1(b)	3	KIDNAPING PRIOR TO 9/5/75	0765700		19750905	Y	Conviction on or after 1/1/2011
0720	5	10-2(a)(1)	X	AGGRAVATED KIDNAPING/RANSOM	0770000			Y	Conviction on or after 1/1/2011
0720	5	10-2(a)(2)	1	AGG KIDNAPG/CHILD<13/RETARDED	0770100	19890101	19970531	Y	Conviction on or after 1/1/2011
0720	5	10-2(a)(2)	X	AGG KIDNAPG/CHILD<13/RETARDED	0011388	19970601		Y	Conviction on or after 1/1/2011

0720	5	10-2(a)(3)	1	AGG KIDNAPING/INFLICT HARM	0770200		19970531	Y	Conviction on or after 1/1/2011
0720	5	10-2(a)(3)	X	AGG KIDNAPING/INFLICT HARM	0011389	19970601		Y	Conviction on or after 1/1/2011
0720	5	10-2(a)(4)	1	AGG KIDNAPG/CONCEAL IDENTITY	0770300		19970531	Y	Conviction on or after 1/1/2011
0720	5	10-2(a)(4)	X	AGG KIDNAPING/CONCEAL IDENTITY	0011390	19970601		Y	Conviction on or after 1/1/2011
0720	5	10-2(a)(5)	1	AGGRAVATED KIDNAPING/ARMED	0770400		19970531	Y	Conviction on or after 1/1/2011
0720	5	10-2(a)(5)	X	AGGRAVATED KIDNAPING/ARMED	0011391	19970601		Y	Conviction on or after 1/1/2011
0720	5	10-2(a)(6)	X	AGG KIDNAPING ARMED W/FIREARM	0012350	20000101		Y	Conviction on or after 1/1/2011
0720	5	10-2(a)(7)	X	AGG KIDNAPING DISCH FIREARM	0012351	20000101		Y	Conviction on or after 1/1/2011
0720	5	10-2(a)(8)	X	AGG KIDNAPING DISCH FIR/HARM	0012352	20000101		Y	Conviction on or after 1/1/2011
0720	5	10-3	4	UNLAWFUL RESTRAINT	0775000			Y	Conviction on or after 1/1/2011
0720	5	10-3.1(a)	3	AGGRAVATED UNLAWFUL RESTRAINT	0775100	19860101		Y	Conviction on or after 1/1/2011
0720	5	10-4(a)(1)	2	FORCIBLE DETENTION/ARMED	0780000			N	
0720	5	10-4(a)(2)	2	FORCIBLE DETN POLICE/CORR EMP	0780100			N	Offense on or after 7/1/1999, victim<18
0720	5	10-5(b)(10)	4	CHILD ABDUCTN/LURE <16 YRS VEH	0010543	19940701	20121231	Y	Conviction on or after 1/1/2011, offense after 1/1/1998
0720	5	10-5(b)(10)	3	CHILD ABDUCTN/LURE CHILD<16/2+	0011472	19980101	20121231	Y	
0720	5	10-5(b)(10)	2	CHILD ABDUCTION/PRI SEX CONVIC	0016314	20120101	20121231	Y	
0720	5	10-5(b)(10)(A)	4	CHIL ABDUCTN/LURE CHIL/VIC <17	0016923	20130101		Y	
0720	5	10-5(b)(10)(A)	3	CHIL ABDUCTN/LURE/VIC <17/2+	0016925	20130101		Y	
0720	5	10-5(b)(10)(A)	2	CHIL ABDUCTN/LURE/VIC <17/PRI	0016927	20130101		Y	
0720	5	10-5(b)(10)(B)	4	CHIL ABDUCTN/TRAV SCH/VIC <17	0016924	20130101		Y	Conviction on or after 1/1/2011, offense after 1/1/1998

SOR AOIC CODES

Public Act 096-1551 converted many statute numbers. Special attention should be given to the Effective Dates, Inactive Dates, and the Conversion Chart.

CHAP	ACT	SECTION	CLASS	DESC	CODE	EFFDATE	INADATE	LIFE	LIFETIME OR SPECIAL CONDITIONS
0720	5	10-5(b)(10)(B)	3	CHIL ABDUCTN/SCH/VIC <17/2+	0016926	20130101		Y	Conviction on or after 1/1/2011, offense after 1/1/1998
0720	5	10-5(b)(10)(B)	2	CHIL ABDUCTN/SCH/VIC <17/PRI	0016928	20130101		Y	
0720	5	10-5.1(a)	4	CHILD LURING/OFFENDER 21+	0014510	20080601		Y	Conviction after 1/1/2013
0720	5	10-5.1(a)	3	CHILD LURING/OFFENDER 21+/2+	0014511	20080601		Y	
0720	5	10-5.1(a)	2	CHILD LURING/OFFEN 21+/PRECONV	0014513	20080601		Y	
0720	5	10-5.1(a)	1	CHILD LURING/OFFENDER 21+/3+	0014512	20080601		Y	
0720	5	10-5.1(a)	1	CHIL LRNG/OFFEN 21+/PRECONV/2+	0014514	20080601		Y	
0720	5	10-5.1(a)	X	CHIL LRNG/OFFEN 21+/PRECONV/3+	0014515	20080601		Y	
0720	5	10-5.1(b)	B	CHILD LURING/OFFENDER >18 <21	0014516	20080601		Y	
0720	5	10-5.1(b)	4	CHILD LURING/OFFEN >18 <21/2+	0014517	20080601		Y	
0720	5	10-5.1(b)	1	CHILD LURING/OFFEN >18 <21/3+	0014518	20080601		Y	
0720	5	10-5.1(b)	1	CHIL LRNG/OFFEN<21/PRECONV/2+	0014519	20080601		Y	
0720	5	10-5.1(b)	X	CHIL LRNG/OFFEN<21/PRECONV/3+	0014520	20080601		Y	
0720	5	11-1.20(a)(1)	1	CRIM SEX ASSAULT/FORCE	0015786	20110701		Y	Conviction after 7/1/1999
0720	5	11-1.20(a)(1)	X	CRIM SEX ASLT/FORCE/PREV CONV	0015787	20110701		Y	Conviction after 7/1/1999
0720	5	11-1.20(a)(2)	1	CRIMINAL SEX ASSAULT/CAN'T CONSENT	0015788	20110701		Y	Conviction after 7/1/1999
0720	5	11-1.20(a)(2)	X	SX ASLT/CAN'T CONSENT/PREV CONVICT	0015789	20110701		Y	Conviction after 7/1/1999
0720	5	11-1.20(a)(3)	1	CRIM SEX ASLT/FAMILY MEMBER<18	0015790	20110701		Y	Conviction after 7/1/1999
0720	5	11-1.20(a)(3)	X	CRIM SEX ASLT/FAM MBR <18/2+	0015791	20110701		Y	Conviction after 7/1/1999
0720	5	11-1.20(a)(4)	1	CRIM SEX ASLT/SUPER VIC 13-17	0015792	20110701		Y	Conviction after 7/1/1999
0720	5	11-1.20(a)(4)	X	CRIM SEX ASLT/VICTIM 13-17/2+	0015793	20110701		Y	Conviction after 7/1/1999
0720	5	11-1.30(a)(1)	X	AGG CRIM SEX ASSAULT/WEAPON	0015794	20110701		Y	Conviction after 7/1/1999
0720	5	11-1.30(a)(2)	X	AGG CRIM SEX ASLT/BODILY HARM	0015795	20110701		Y	Conviction after 7/1/1999
0720	5	11-1.30(a)(3)	X	AGG CRIM SEX ASLT/THREAT LIFE	0015796	20110701		Y	Conviction after 7/1/1999
0720	5	11-1.30(a)(4)	X	AGG CRIM SEX ASSAULT/FELONY	0015797	20110701		Y	Conviction after 7/1/1999
0720	5	11-1.30(a)(5)	X	AGG CRIM SEX ASSAULT/VIC 60+	0015800	20110701		Y	Conviction after 7/1/1999
0720	5	11-1.30(a)(6)	X	AGG CRIM SEX ASLT/HANDICAPPED	0015798	20110701		Y	Conviction after 7/1/1999

0720	5	11-1.30(a)(7)	X	AGG CRIM SEX ASSAULT/CON SUB	0015801	20110701		Y	Conviction after 7/1/1999
0720	5	11-1.30(a)(8)	X	AGG CRIM SEX ASSAULT/FIREARM	0015799	20110701		Y	Conviction after 7/1/1999
0720	5	11-1.30(a)(9)	X	AGG CRIM SEX ASSAULT/DISCH FIR	0015802	20110701		Y	Conviction after 7/1/1999
0720	5	11-1.30(a)(10)	X	AGG CRIM SEX ASLT/DISCH/HARM	0015803	20110701		Y	Conviction after 7/1/1999
0720	5	11-1.30(b)(i)	X	AGG CRIM SEX ASSAULT/VICTIM <9	0015804	20110701		Y	Conviction after 7/1/1999
0720	5	11-1.30(b)(ii)	X	AGG CRIM SX ASLT/FORCE VIC9-13	0015805	20110701		Y	Conviction after 7/1/1999
0720	5	11-1.30(c)	X	AGG CRIM SEX ASSAULT/RETARDED	0015806	20110701	20121231	Y	Conviction after 7/1/1999
0720	5	11-1.30(c)	X	AGG CRIM SEX ASLT/INTEL DISABL	0017303	20130101		Y	Conviction after 7/1/1999
0720	5	11-1.40(a)(1)	X	PRED CRIM SEX ASLT/VICTIM <13	0015807	20110701		Y	Conviction after 7/1/1999
0720	5	11-1.40(a)(2)(A)	X	PRED CRIM SEX ASLT/VIC <13/FIR	0015808	20110701		Y	Conviction after 7/1/1999
0720	5	11-1.40(a)(2)(B)	X	PRED CRIM SX ASLT/VIC<13/DISCH	0015809	20110701		Y	Conviction after 7/1/1999
0720	5	11-1.40(a)(2)(C)	X	PRED CRIM SEX ASLT/BODILY HARM	0015810	20110701		Y	Conviction after 7/1/1999
0720	5	11-1.40(a)(2)(D)	X	PRED CRIM SEX ASSAULT/CON SUB	0015811	20110701		Y	Conviction after 7/1/1999
0720	5	11-1.50(a)(1)	4	CRIMINAL SEXUAL ABUSE/FORCE	0015812	20110701		N	
0720	5	11-1.50(a)(1)	2	CRIMINAL SEXUAL ABUSE/FORCE/2+	0015813	20110701		N	
0720	5	11-1.50(a)(2)	4	CRIM SEXUAL ABUSE/CANT CONSENT	0015814	20110701		N	
0720	5	11-1.50(a)(2)	2	CRIM SEXUAL ABUSE/CANT CONSENT/2+	0015815	20110701		N	
0720	5	11-1.50(b)	A	CRIM SEX AB/PERS <17/VIC 9<17	0015816	20110701		N	
0720	5	11-1.50(c)	A	CRIM SEX AB/<5 YR OLDER VICTIM	0015817	20110701		N	
0720	5	11-1.60(a)(1)	2	AGG CRIM SEXUAL ABUSE/WEAPON	0015818	20110701		Y	Conviction after 7/1/1999
0720	5	11-1.60(a)(2)	2	AGG CRIM SEX ABUSE/BODILY HARM	0015819	20110701		Y	Conviction after 7/1/1999
0720	5	11-1.60(a)(3)	2	AGG CRIM SEX ABUSE/VICTIM 60+	0015820	20110701		Y	Conviction after 7/1/1999
0720	5	11-1.60(a)(4)	2	AGG CRIM SEX AB/HANDICAPPED	0015821	20110701		Y	Conviction after 7/1/1999
0720	5	11-1.60(a)(5)	2	AGG CRIM SEX ABUSE/THREAT LIFE	0015822	20110701		Y	Conviction after 7/1/1999
0720	5	11-1.60(a)(6)	2	AGG CRIM SEXUAL ABUSE/FELONY	0015823	20110701		Y	Conviction after 7/1/1999
0720	5	11-1.60(a)(7)	2	AGG CRIM SEXUAL ABUSE/CON SUB	0015824	20110704		Y	Conviction after 7/1/1999
0720	5	11-1.60(b)	2	AGG CRIM SEX AB/VIC <18/FAMILY	0015825	20110701		Y	Conviction after 7/1/1999
0720	5	11-1.60(c)(1)(i)	2	AGG CRIM SEX ABUSE/VICTIM <13	0015826	20110701		Y	Conviction after 7/1/1999
0720	5	11-1.60(c)(1)(ii)	2	AGG CRIM SEX ABUSE/VIC 13-17	0015827	20110701		Y	Conviction after 7/1/1999
0720	5	11-1.60(c)(2)(i)	2	AGG CRIM SEX ABUSE/VICTIM <9	0015828	20110701		Y	Conviction after 7/1/1999
0720	5	11-1.60(c)(2)(ii)	2	AGG CRIM SEX AB/VIC 9-17/FORCE	0015829	20110701		Y	Conviction after 7/1/1999
0720	5	11-1.60(d)	2	AGG CRIM SX AB/VIC 13-16/AC>5 YR OLDE	0015830	20110701		Y	Conviction after 7/1/1999

0720	5	11-1.60(e)	2	AGG CRIM SEX ABUSE/RETARDED	0015831	20110701	20121231	Y	Conviction after 7/1/1999
0720	5	11-1.60(e)	2	AGG CRIM SEX AB/INTEL DISABL	0017304	20130101		Y	Conviction after 7/1/1999
0720	5	11-1.60(f)	2	AGG CRIM SX AB/VIC 13<18/TRUST	0015832	20110701		Y	Conviction after 7/1/1999
0720	5	11-6(a)	3	INDECENT SOL/AGG CRIM SEX AB	0012156	19990722		N	
0720	5	11-6(a)	2	INDECENT SOL/CRIM SEX ASSAULT	0012155	19990722		N	
0720	5	11-6(a)	1	INDECENT SOL/PREDITORY/AGG SEX	0012154	19990722		N	
0720	5	11-6(a)(1)	A	INDECENT SOL/ABUSE/CHILD<13	0815000	19860815	19990721	N	
0720	5	11-6(a)(2)	A	LURE CHILD UNDER 13 INTO CAR	0815100		19840701	N	
0720	5	11-6(a)(2)	4	INDECENT SOL/ASSAULT/CHILD<13	0815050	19860815	19990721	N	
0720	5	11-6(a-5)	4	INDECENT SOL/CHILD/INTERNET	0014348	20080101		N	
0720	5	11-6.5(a)(1)(i)	X	IND SOL ADULT/<13/PENETRATION	0010313	19940101		N	Offense on or after 7/1/1999, victim<18
0720	5	11-6.5(a)(1)(ii)	1	IND SOL ADULT/13<17/PENETRATE	0010314	19940101		N	Offense on or after 7/1/1999, victim<18
0720	5	11-6.5(a)(2)(i)	2	INDECENT SOL ADULT/<13/CONDUCT	0010315	19940101		N	Offense on or after 7/1/1999, victim<18
0720	5	11-6.5(a)(2)(ii)	A	IND SOL ADULT/13<17/CONDUCT	0010316	19940101		N	Offense on or after 7/1/1999, victim<18
0720	5	11-9(a)(1)	A	PUBLIC INDECENCY/SEX	0830000		20110630	N	Third or subsequent conviction, offense after 8/22/2002
0720	5	11-9(a)(1)	4	PUB INDECENCY/SEX CONDUCT 3RD+	0012164	20000101	20110630	N	
0720	5	11-9(a)(1)	4	PUB INDECENCY/SEX/SCH GROUNDS	0015861	20110101	20110630	N	
0720	5	11-9(a)(2)	A	PUBLIC INDECENCY/DEVIATE COND	0830100		19840701	N	
0720	5	11-9(a)(2)	A	PUBLIC INDECENCY/LEWD EXPOSURE	0830200		20110630	N	Third or subsequent conviction, offense after 8/22/2002
0720	5	11-9(a)(2)	4	PUB INDECENCY/EXPOSURE/3RD+	0012165	20000101	20110630	N	
0720	5	11-9(a)(2)	4	PUB INDECENCY/EXPOSURE/SCHOOL	0015862	20110101	20110630	N	
0720	5	11-9(a)(4)	A	PUBLIC INDECENCY/LEWD FONDLING	0830300		19840701	N	
0720	5	11-9.1(a)(1)	A	SEX EXPLOITATION CHILD/SEX ACT	0010054	19920925		N	
0720	5	11-9.1(a)(1)	4	EXPLOITATION CHILD/SEX ACT/2ND	0010057	19920925		N	
0720	5	11-9.1(a)(1)	4	SEX EXPLOIT CHILD<13/SEX ACT	0013730	20050707		N	
0720	5	11-9.1(a)(1)	4	SEX EXPLOIT CHILD/SEX ACT/SCH	0015865	20110101		N	
0720	5	11-9.1(a)(2)	A	EXPLOITATION/EXPOSE ORGANS	0010055	19920925		N	
0720	5	11-9.1(a)(2)	4	EXPLOITATION/EXPOSE ORGANS/2ND	0010056	19920925		N	
0720	5	11-9.1(a)(2)	4	EXPLOIT CHILD<13/EXPOSE SELF	0013731	20050707		N	
0720	5	11-9.1(a)(2)	4	SEX EXPLOIT CHIL/EXPOSE/SCHOOL	0015866	20110101		N	
0720	5	11-9.1(a-5)	A	ENTICE CHILD TO REMOVE CLOTHES	0012214	20000101		N	
0720	5	11-9.1(a-5)	4	ENTICE CHIL REMOVE CLOTHES/2ND	0012215	20000101		N	

0720	5	11-9.1(a-5)	4	EXPLOIT CHLD<13/REMOVE CLOTHES	0013732	20050707		N	
0720	5	11-9.1(a-5)	4	ENTICE CHIL REMOVE CLOTHES/SCH	0015867	20110101		N	
0720	5	11-9.1A(a)	1	PERMIT SEXUAL ABUSE OF CHILD	0016075	20110701		N	Offense on or after 8/22/2002
0720	5	11-9.2(a)	3	CUSTODIAL SEXUAL MISCONDUCT	0011416	19970707		N	
0720	5	11-9.2(b)	3	SUPERVISING OFF/SEX MISCONDUCT	0011417	19970707		N	
0720	5	11-9.5(b)(1)	3	SEX MISCON/DISABILITY/DHS EMP	0014277	20060724		Y	Conviction on or after 1/1/2011
0720	5	11-9.5(b)(2)	3	SEX MISCON/DISABILITY/DHS FUND	0014278	20060724		Y	Conviction on or after 1/1/2011
0720	5	11-11	3	INCEST	0840000		19840701	N	Offense on or after 1/1/1997
0720	5	11-11	3	SEX RELATIONS WITHIN FAMILIES	0839900	19840701		N	Offense on or after 1/1/1997
0720	5	11-14.3(a)(2)(A)	4	PROMOTING PROS/PROFIT/COMPEL	0015836	20110701		N	Victim <18
0720	5	11-14.3(a)(2)(A)	3	PROM PROS/PROFIT/COMPEL/SCH	0015837	20110701		N	
0720	5	11-14.3(a)(2)(B)	4	PROMOTING PROS/PROFIT/ARRANGE	0015838	20110701		N	
0720	5	11-14.3(a)(2)(B)	3	PROM PROS/PROFIT/ARRANGE/SCH	0015839	20110701		N	
0720	5	11-14.3(a)(2)(C)	4	PROMOTING PROS/PROFIT/PATRN	0015840	20110701		N	
0720	5	11-14.3(a)(2)(C)	3	PROM PROS/PROFIT/PATRN/SCHOOL	0015841	20110701		N	
0720	5	11-14.3(a)(2)(C)	3	PROMOTING PROS/PROFIT/PATRN/2+	0015842	20110701		N	
0720	5	11-14.4(a)(1)	1	PROM JUV PRO/MINOR <18/RETARD	0015843	20110701	20121231	Y	Conviction after 7/1/1999
0720	5	11-14.4(a)(1)	X	PROM JUV PRO/MINOR <18/SCHOOL	0015844	20110701		Y	Conviction after 7/1/1999
0720	5	11-14.4(a)(1)	X	PROMOTE JUV PRO/MINOR <18/2+	0015845	20110701		Y	Conviction after 7/1/1999
0720	5	11-14.4(a)(1)	1	PROM JUV PRO/INTEL DISABLED	0017305	20130101		Y	Conviction after 7/1/1999
0720	5	11-14.4(a)(2)	1	PROM JUV PRO/MINOR < 18/PROFIT	0015846	20110701		Y	Conviction after 7/1/1999
0720	5	11-14.4(a)(2)	X	PROM JUV PRO/MINOR/PROFIT/2+	0015847	20110701		Y	Conviction after 7/1/1999
0720	5	11-14.4(a)(3)	X	PROM JUV PRO/MINOR < 13/PROFIT	0015848	20110701		Y	Conviction after 7/1/1999
0720	5	11-14.4(a)(3)	X	PROMOTE JUV PRO/<13/PROFIT/2+	0015849	20110701		Y	Conviction after 7/1/1999
0720	5	11-14.4(a)(4)	X	PROM JUV PRO/MINOR <18/CONFINE	0015850	20110701		Y	Conviction after 7/1/1999
0720	5	11-15(a)(1)	A	SOLICITING FOR PROSTITUTE	0865000		20100819	N	Offense on or after 7/1/1999, victim<18
0720	5	11-15(a)(1)	4	SOLICITING FOR PROSTITUTE	0015418	20100820	20110630	N	Offense on or after 7/1/1999, victim<18
0720	5	11-15(a)(1)	4	SOLICITATING PROSTITUTE/3RD	0011791		19991231	N	Offense on or after 7/1/1999, victim<18
0720	5	11-15(a)(1)	4	SOLICITING FOR PROSTITUTE/2ND	0012380	20000101	20100819	N	Offense on or after 7/1/1999, victim<18
0720	5	11-15(a)(1)	3	SOLICITING FOR PROSTITUTE/2+	0015419	20100820	20110630	N	Offense on or after 7/1/1999, victim<18
0720	5	11-15(a)(1)	4	SOLICIT W/IN 1000 FEET SCHOOL	0012243	20000101	20100819	N	Offense on or after 7/1/1999, victim<18
0720	5	11-15(a)(1)	3	SOLICIT W/IN 1000 FEET SCHOOL	0015420	20100820	20110630	N	Offense on or after 7/1/1999, victim<18
0720	5	11-15(a)(2)	A	ARRANGE MTG FOR PROSTITUTION	0865100		20100819	N	Offense on or after 7/1/1999, victim<18

0720	5	11-15(a)(2)	4	ARRANGE MTG FOR PROSTITUTION	0015421	20100820	20110630	N	Offense on or after 7/1/1999, victim<18
0720	5	11-15(a)(2)	4	ARRANGE MTG/PROSTITUTION/3RD	0011792		19991231	N	Offense on or after 7/1/1999, victim<18
0720	5	11-15(a)(2)	4	ARRANGE MTG/PROSTITUTION/2ND	0012381	20000101	20100819	N	Offense on or after 7/1/1999, victim<18
0720	5	11-15(a)(2)	3	ARRANGE MTG/PROSTITUTION/2+	0015422	20100820	20110630	N	Offense on or after 7/1/1999, victim<18
0720	5	11-15(a)(2)	4	ARRANGE MEETING/1000 FT SCHOOL	0012244	20000101	20100819	N	Offense on or after 7/1/1999, victim<18
0720	5	11-15(a)(2)	3	ARRANGE MEETING/1000 FT SCHOOL	0015423	20100820	20110630	N	Offense on or after 7/1/1999, victim<18
0720	5	11-15(a)(3)	A	DIRECT TO PL OF PROSTITUTION	0865200		20100819	N	Offense on or after 7/1/1999, victim<18
0720	5	11-15(a)(3)	4	DIRECT TO PL OF PROSTITUTION	0015424	20100820	20110630	N	Offense on or after 7/1/1999, victim<18
0720	5	11-15(a)(3)	4	DIRECT TO PL/PROSTITUTION/3RD	0011793		19991231	N	Offense on or after 7/1/1999, victim<18
0720	5	11-15(a)(3)	4	DIRECT TO PL PROSTITUTION/2ND	0012382	20000101	20100819	N	Offense on or after 7/1/1999, victim<18
0720	5	11-15(a)(3)	3	DIRECT TO PL PROSTITUTION/2+	0015425	20100820	20110630	N	Offense on or after 7/1/1999, victim<18
0720	5	11-15(a)(3)	4	DIRECTS W/IN 1000 FEET SCHOOL	0012245	20000101	20100819	N	Offense on or after 7/1/1999, victim<18
0720	5	11-15(a)(3)	3	DIRECTS W/IN 1000 FEET SCHOOL	0015426	20100820	20110630	N	Offense on or after 7/1/1999, victim<18
0720	5	11-15(b)	4	SOLICIT FOR PROSTITUTION/3RD	0865300	19860101	19980401	N	Offense on or after 7/1/1999, victim<18
0720	5	11-15.1	1	SOLICITNG JUV PROSTITUTE	0870000		20100819	N	
0720	5	11-15.1	1	SOL MINOR ENGAGED PROSTITUTION	0015427	20100820	20110630	N	
0720	5	11-15.1	X	SOL MINOR ENGAGE PROSTITUTE/2+	0015428	20100820	20110630	N	
0720	5	11-15.1	X	SOL MINOR W/IN 1000 FT SCHOOL	0015429	20100820	20110630	N	
0720	5	11-16(a)(1)	4	PANDERING/COMPULSION	0875000		20110630	N	Offense on or after 7/1/1999, victim<18
0720	5	11-16(a)(1)	3	COMPULSION W/IN 1000 FT SCHOOL	0012246	20000101	20110630	N	Offense on or after 7/1/1999, victim<18
0720	5	11-16(a)(2)	4	PANDERING/NO COMPULSION	0875100		20110630	N	Offense on or after 7/1/1999, victim<18
0720	5	11-16(a)(2)	3	NO COMPULSION/1000 FT SCHOOL	0012247	20000101	20110630	N	Offense on or after 7/1/1999, victim<18
0720	5	11-17.1(a)	1	KEEP PLACE JUV PROSTITUTION	0011118	19880819	20100819	Y	Conviction after 7/1/1999
0720	5	11-17.1(a)	1	KEEP PL JUV PRO/<18/RETARD	0015440	20100820	20110630	Y	Conviction after 7/1/1999
0720	5	11-17.1(a)	X	KEEP PLACE JUV PROS 2ND	0011119	19880819	20100819	Y	Conviction after 7/1/1999
0720	5	11-17.1(a)	X	KEEP PL JUV PRO/<18/RETARD 2+	0015441	20100820	20110630	Y	Conviction after 7/1/1999
0720	5	11-17.1(c)	1	KEEP PLACE/JUV PROSTITUTION	0880500	19880819	19951231	Y	Conviction after 7/1/1999
0720	5	11-17.1(c)	X	KEEP PLACE/JUV PROS/2ND	0880600	19880819	19951231	Y	Conviction after 7/1/1999
0720	5	11-18	4	PATRONIZE A PROSTITUTE/3RD	0885200	19860101	19931231	Y	Conviction after 7/1/1999
0720	5	11-18(a)(1)	B	PATRONIZE PRO/SEX/DEVI COND	0885000		19840701	N	Offense on or after 7/1/1999, victim<18
0720	5	11-18(a)(1)	B	PATRONIZE PROSTITUTE/SEX	0884800	19840701	19931231	N	Offense on or after 7/1/1999, victim<18

0720	5	11-18(a)(1)	A	PATRONIZE PROSTITUTE/SEX	0010328	19940101	20100819	N	Offense on or after 7/1/1999, victim<18
0720	5	11-18(a)(1)	4	PATRONIZE PROSTITUTE/SEX	0015445	20100820		N	Offense on or after 7/1/1999, victim<18
0720	5	11-18(a)(1)	4	PATRONIZE PROSTITUTE/SEX/2ND	0012386	20000101	20100819	N	Offense on or after 7/1/1999, victim<18
0720	5	11-18(a)(1)	3	PATRONIZE PROSTITUTE/SEX/2+	0015446	20100820		N	Offense on or after 7/1/1999, victim<18
0720	5	11-18(a)(1)	4	PATRONIZE/1000 FEET OF SCHOOL	0012248	20000101	20100819	N	Offense on or after 7/1/1999, victim<18
0720	5	11-18(a)(1)	3	PATRONIZE/1000 FEET OF SCHOOL	0015447	20100820		N	Offense on or after 7/1/1999, victim<18
0720	5	11-18(a)(2)	B	ENTER PLACE OF PRO W/INTENT	0885100		19931231	N	Offense on or after 7/1/1999, victim<18
0720	5	11-18(a)(2)	A	ENTER PLACE OF PRO W/INTENT	0010329	19940101	20100819	N	Offense on or after 7/1/1999, victim<18
0720	5	11-18(a)(2)	4	ENTER PLACE OF PRO W/INTENT	0015448	20100820		N	Offense on or after 7/1/1999, victim<18
0720	5	11-18(a)(2)	4	ENTER PLACE OF PRO/INTENT/2ND	0012387	20000101	20100819	N	Offense on or after 7/1/1999, victim<18
0720	5	11-18(a)(2)	3	ENTER PLACE OF PRO/INTENT/2+	0015449	20100820		N	Offense on or after 7/1/1999, victim<18
0720	5	11-18(a)(2)	4	PATRONIZING/1000 FEET SCHOOL	0012249	20000101	20100819	N	Offense on or after 7/1/1999, victim<18
0720	5	11-18(a)(2)	3	PATRONIZING/1000 FEET SCHOOL	0015450	20100820		N	Offense on or after 7/1/1999, victim<18
0720	5	11-18(a)(3)	4	PATRONIZE PROSTITUTE/FONDLING	0015851	20110701		N	Offense on or after 7/1/1999, victim<18
0720	5	11-18(a)(3)	3	PATRN PRO/FONDLE/1000 FEET SCH	0015852	20110701		N	Offense on or after 7/1/1999, victim<18
0720	5	11-18(a)(3)	2	PATRONIZE PROSTITUTE/FOND/2+	0015853	20110701		N	Offense on or after 7/1/1999, victim<18
0720	5	11-18(a-5)	3	PATRON MINOR/RETARD PRO/TOUCH	0015854	20110701	20121231	N	Offense on or after 7/1/1999, victim<18
0720	5	11-18.1(a-5)	2	PATRON MINOR PRO/TOUCHING/SCH	0015855	20110701		N	
0720	5	11-18.1(a-5)	2	PATRON MINOR PRO/TOUCHING/2+	0015856	20110701		N	
0720	5	11-18.1(a-5)	3	PTRN MINOR PRO/INTEL DISABLED	0017306	20130101		N	
0720	5	11-18.1(a)	4	PATRONIZE JUV PROSTITUTE < 17	0011120	19890306	20100819	N	
0720	5	11-18.1(a)	3	PATRN MINOR PRO/<18/RETARDED	0015451	20100820		N	
0720	5	11-18.1(a)	2	PATRN MINOR PRO/<18/RETARD 2+	0015452	20100820		N	
0720	5	11-18.1(a)	2	PATRN MINOR PRO/1000 FT SCH	0015453	20100820		N	
0720	5	11-18.1(c)	4	PATRONIZE JUV PROSTITUTE<17	0885300	19890306	19960331	N	
0720	5	11-19(a)	A	PIMPING	0890000		20100819	N	Offense on or after 7/1/1999, victim<18
0720	5	11-19(a)	4	PIMPING	0015430	20100820	20110630	N	Offense on or after 7/1/1999, victim<18
0720	5	11-19(a)	4	PIMPING/3RD	0891000	19860101	19991231	N	Offense on or after 7/1/1999, victim<18
0720	5	11-19(a)	4	PIMPING/2ND	0012388	20000101	20100819	N	Offense on or after 7/1/1999, victim<18
0720	5	11-19(a)	3	PIMPING/2+	0015431	20100820	20110630	N	Offense on or after 7/1/1999, victim<18
0720	5	11-19(a)	4	PIMPING W/IN 1000 FEET SCHOOL	0012250	20000101	20100819	N	Offense on or after 7/1/1999, victim<18
0720	5	11-19(a)	3	PIMPING W/IN 1000 FEET SCHOOL	0015432	20100820	20110630	N	Offense on or after 7/1/1999, victim<18
0720	5	11-19.1(a)	1	JUVENILE PIMPING	0895000		20041231	Y	Conviction after 7/1/1999

0720	5	11-19.1(a)(1)	1	JUVENILE PIMPING/PROSTITUTE<16	0013577	20050101	20100819	Y	Conviction after 7/1/1999
0720	5	11-19.1(a)(1)	1	JUVENILE PIMPING/PROSTITUTE<18	0015454	20100820	20110630	Y	Conviction after 7/1/1999
0720	5	11-19.1(a)(1)	X	JUVENILE PIMPING/PRO <18/2+	0015455	20100820	20110630	Y	Conviction after 7/1/1999
0720	5	11-19.1(a)(2)	1	JUV PIMPING/RETARDED PERSON	0013578	20050101	20110630	Y	Conviction after 7/1/1999
0720	5	11-19.1(a)(2)	X	JUV PIMPING/RETARDED PERSON/2+	0015456	20100820	20110630	Y	Conviction after 7/1/1999
0720	5	11-19.1(b)	X	AGG JUV PIMPING/PROSTITUTE<13	0013579	20050101	20110630	Y	Conviction after 7/1/1999
0720	5	11-19.2(A)(1)	X	EXPLOIT CHILD/COMPEL PRO	0900000		20100819	Y	Conviction after 7/1/1999
0720	5	11-19.2(A)(1)	X	EXPLOIT CHILD <18/COMPEL PRO	0015457	20100820	20110630	Y	Conviction after 7/1/1999
0720	5	11-19.2(A)(2)	X	EXPLOIT CHILD/ARRANGE PRO	0900100		20100819	Y	Conviction after 7/1/1999
0720	5	11-19.2(A)(2)	X	EXPLOIT CHILD <18/ARRANGE PRO	0015458	20100820	20110630	Y	Conviction after 7/1/1999
0720	5	11-19.2(A)(3)	X	EXPLOIT CHILD/RECEIVE MONEY	0900200		20100819	Y	Conviction after 7/1/1999
0720	5	11-19.2(A)(3)	X	EXPLOIT CHIL <18/RECEIVE MONEY	0015459	20100820	20110630	Y	Conviction after 7/1/1999
0720	5	11-19.2(B)	X	EXPLT CHIL/DRGS/ALC/<13/RETARD	0900250	19890101	20100819	Y	Conviction after 7/1/1999
0720	5	11-20.1(a)(1)	1	CHILD PORN/FILM/TAPE/PHOTO/ACT	0904500	19840101	20111231	Y	Conviction after 7/1/1999
0720	5	11-20.1(a)(1)	X	CHILD PORNOGRAPHY/VICTIM<13	0017365	20130101		Y	Conviction after 7/1/1999
0720	5	11-20.1(a)(1)	X	CHILD PORN/VIC<13/PRECONV	0017472	20130101		Y	Conviction after 7/1/1999
0720	5	11-20.1(a)(1)	1	CHILD PORNOGRAPHY/PHOTOGRAPH	0016686	20120101		Y	Conviction after 7/1/1999
0720	5	11-20.1(a)(1)	X	CHILD PORN/MOVING DEPICTION	0016687	20120101		Y	Conviction after 7/1/1999
0720	5	11-20.1(a)(1)(i)	1	CHILD PORN/INTERCOURSE	0012157	19840101	20020821	Y	Conviction after 7/1/1999
0720	5	11-20.1(a)(1)(i)	1	CHILD PORN/PERSON/ANIMAL	0013058	20020822		Y	Conviction after 7/1/1999
0720	5	11-20.1(a)(1)(i)	X	CHILD PORN/PERS/ANIMAL/VIC<13	0017366	20130101		Y	Conviction after 7/1/1999
0720	5	11-20.1(a)(1)(i)	X	CHILD PORN/PERS/ANIM/VIC<13/PRI	0017473	20130101		Y	Conviction after 7/1/1999
0720	5	11-20.1(a)(1)(i)	X	CHILD PORN/PERS/ANIM/MOV DEPICTION	0016688	20120101		Y	Conviction after 7/1/1999
0720	5	11-20.1(a)(1)(ii)	1	CHILD PORN/SEXUAL CONDUCT	0012158	19840101	20020821	Y	Conviction after 7/1/1999
0720	5	11-20.1(a)(1)(ii)	1	CHILD PORN/SX ORGAN/MOUTH/ANUS	0013059	20020822		Y	Conviction after 7/1/1999
0720	5	11-20.1(a)(1)(ii)	X	CHILD PORN/SX ORGAN/MOUTH/VIC<13	0017367	20130101		Y	Conviction after 7/1/1999
0720	5	11-20.1(a)(1)(ii)	X	CHILD PORN/SX ORGAN/VIC<13/PRI	0017474	20130101		Y	Conviction after 7/1/1999
0720	5	11-20.1(a)(1)(ii)	X	CHILD PORN/MOUTH/ANUS/MOV DPTN	0016689	20120101		Y	Conviction after 7/1/1999
0720	5	11-20.1(a)(1)(iii)	1	CHILD PORN/MASTURBATION	0012159	19840101		Y	Conviction after 7/1/1999
0720	5	11-20.1(a)(1)(iii)	X	CHILD PORN/MASTURBATION/VIC<13	0017368	20130101		Y	Conviction after 7/1/1999
0720	5	11-20.1(a)(1)(iii)	X	CHILD PORN/MAST/VIC<13/PRECONV	0017475	20130101		Y	Conviction after 7/1/1999
0720	5	11-20.1(a)(1)(iii)	X	CHILD PORN/MAST/MOVING DPTN	0016690	20120101		Y	Conviction after 7/1/1999
0720	5	11-20.1(a)(1)(iv)	1	CHILD PORN/LEWD FONDLING	0012160	19840101		Y	Conviction after 7/1/1999

0720	5	11-20.1(a)(1)(iv)	X	CHILD PORN/FONDLING/VIC<13	0017369	20130101		Y	Conviction after 7/1/1999
0720	5	11-20.1(a)(1)(iv)	X	CHILD PORN/FONDLING/VIC<13/PRI	0017476	20130101		Y	Conviction after 7/1/1999
0720	5	11-20.1(a)(1)(iv)	X	CHILD PORN/FONDLING/MOVING DPTN	0016691	20120101		Y	Conviction after 7/1/1999
0720	5	11-20.1(a)(1)(v)	1	CHILD PORN/EXCRETION/URINATION	0012161	19840101		Y	Conviction after 7/1/1999
0720	5	11-20.1(a)(1)(v)	X	CHILD PORN/EXCR/URINATE/VIC<13	0017370	20130101		Y	Conviction after 7/1/1999
0720	5	11-20.1(a)(1)(v)	X	CHILD PORN/URINATE/VIC<13/PRI	0017477	20130101		Y	Conviction after 7/1/1999
0720	5	11-20.1(a)(1)(v)	X	CHILD PORN/URINATION/MOV DPTN	0016692	20120101		Y	Conviction after 7/1/1999
0720	5	11-20.1(a)(1)(vi)	1	CHILD PORN/FETTERED/SADISTIC	0012162	19840101		Y	Conviction after 7/1/1999
0720	5	11-20.1(a)(1)(vi)	X	CHILD PORN/SADISTIC/VIC<13	0017371	20130101		Y	Conviction after 7/1/1999
0720	5	11-20.1(a)(1)(vi)	X	CHILD PORN/SADISTIC/VIC<13/PRI	0017478	20130101		Y	Conviction after 7/1/1999
0720	5	11-20.1(a)(1)(vi)	X	CHILD PORN/SADISTIC/MOV DPTN	0016693	20120101		Y	Conviction after 7/1/1999
0720	5	11-20.1(a)(1)(vii)	1	CHILD PORN/POSE/EXHIBITION	0012163	19840101		Y	Conviction after 7/1/1999
0720	5	11-20.1(a)(1)(vii)	X	CHILD PORN/POSE/EXHIBIT/VIC<13	0017372	20130101		Y	Conviction after 7/1/1999
0720	5	11-20.1(a)(1)(vii)	X	CHILD PORN/POSE/EXHIBIT/VIC<13/PRECO	0017479	20130101		Y	Conviction after 7/1/1999
0720	5	11-20.1(a)(1)(vii)	X	CHILD PORN/EXHIBITION/MOV DPTN	0016694	20120101		Y	Conviction after 7/1/1999
0720	5	11-20.1(a)(2)	4	CHILD PORN/REPRODUCE/SELL	0904600	19840101	19891231	Y	Conviction after 7/1/1999
0720	5	11-20.1(a)(2)	3	CHILD PORN/REPRODUCE/SELL	0904625	19900101	19970707	Y	Conviction after 7/1/1999
0720	5	11-20.1(a)(2)	1	CHILD PORN/REPRODUCE/SELL	0011422	19970708		Y	Conviction after 7/1/1999
0720	5	11-20.1(a)(2)	X	CHILD PORN/REPRODUCE/VIC<13	0017373	20130101		Y	Conviction after 7/1/1999
0720	5	11-20.1(a)(2)	X	CHILD PORN/REPRODUCE/VIC<13/PRI	0017480	20130101		Y	Conviction after 7/1/1999
0720	5	11-20.1(a)(2)	X	CHILD PORN/REPRODUCE/MOV DPTN	0016695	20120101		Y	Conviction after 7/1/1999
0720	5	11-20.1(a)(3)	2	CHILD PORN/PRODUCES PERFORM	0904700	19840101	19970707	Y	Conviction after 7/1/1999
0720	5	11-20.1(a)(3)	1	CHILD PORN/PRODUCES PERFORM	0011421	19970708	20111231	Y	Conviction after 7/1/1999
0720	5	11-20.1(a)(3)	1	CHILD PORN/PRODUCE PERF/PHOTO	0016696	20120101		Y	Conviction after 7/1/1999
0720	5	11-20.1(a)(3)	X	CHILD PORN/PRODUCE PERF/VIC<13	0017374	20130101		Y	Conviction after 7/1/1999
0720	5	11-20.1(a)(3)	X	CHILD PORN/PERF/VIC<13/PRECONV	0017481	20130101		Y	Conviction after 7/1/1999
0720	5	11-20.1(a)(3)	X	CHILD PORN/PRDUC PERF/MOV DPTN	0016697	20120101		Y	Conviction after 7/1/1999
0720	5	11-20.1(a)(4)	1	CHILD PORN/SOL/CHILD/APPEAR	0904800	19840101	20111231	Y	Conviction after 7/1/1999
0720	5	11-20.1(a)(4)	X	CHILD PORN/SOL CHILD/VIC<13	0017375	20130101		Y	Conviction after 7/1/1999
0720	5	11-20.1(a)(4)	X	CHILD PORN/SOL/VIC<13/PRECONV	0017482	20130101		Y	Conviction after 7/1/1999
0720	5	11-20.1(a)(4)	1	CHILD PORN/SOL CHILD/PHOTO	0016698	20120101		Y	Conviction after 7/1/1999
0720	5	11-20.1(a)(4)	X	CHILD PORN/SOL CHILD/MOV DPTN	0016699	20120101		Y	Conviction after 7/1/1999
0720	5	11-20.1(a)(5)	1	CHIL PORN/PARENT PERMIT PERF	0904900	19840101	20111231	Y	Conviction after 7/1/1999

0720	5	11-20.1(a)(5)	X	CHIL PORN/PARENT PRMT/VIC<13	0017376	20130101		Y	Conviction after 7/1/1999
0720	5	11-20.1(a)(5)	X	CHIL PORN/PARENT PRMT/VIC<13/PRI	0017483	20130101		Y	Conviction after 7/1/1999
0720	5	11-20.1(a)(5)	1	CHILD PORN/PARENT PERMIT PHOTO	0016701	20120101		Y	Conviction after 7/1/1999
0720	5	11-20.1(a)(5)	X	CHILD PORN/PARENT/MOVING DPTN	0016702	20120101		Y	Conviction after 7/1/1999
0720	5	11-20.1(a)(6)	4	CHILD PORN/POSS FILM/PHOTOS	0904925	19900101	19970707	Y	Conviction after 7/1/1999
0720	5	11-20.1(a)(6)	3	CHILD PORN/POSS FILM/PHOTOS	0011423	19970708		Y	Conviction after 7/1/1999
0720	5	11-20.1(a)(6)	3	CHILD PORN/POSS COMPUTER PHOTO	0016704	20120101		Y	Conviction after 7/1/1999
0720	5	11-20.1(a)(6)	2	CHILD PORN/POSS PHOTO/VIC<13	0017377	20130101		Y	Conviction after 7/1/1999
0720	5	11-20.1(a)(6)	1	CHILD PORN/POSS PHOTO/VIC<13/PRI	0017484	20130101		Y	Conviction after 7/1/1999
0720	5	11-20.1(a)(6)	2	CHILD PORN/POSS/MOVING DPTN	0016703	20120101		Y	Conviction after 7/1/1999
0720	5	11-20.1(a)(7)	1	CHILD PORN/SOLICITS PERSON	0904927	19930101		Y	Conviction after 7/1/1999
0720	5	11-20.1(a)(7)	X	CHILD PORN/SOL PERSON/VIC<13	0017378	20130101		Y	Conviction after 7/1/1999
0720	5	11-20.1(a)(7)	X	CHILD PORN/SOL PERS/VIC<13/PRI	0017485	20130101		Y	Conviction after 7/1/1999
0720	5	11-20.1(a)(7)	X	CHILD PORN/SOL PERS/MOVING DPTN	0016705	20120101		Y	Conviction after 7/1/1999
0720	5	11-20.1B(a)(1)(i)	X	AGG CHILD PORN/SEX PERS/ANIMAL	0016059	20110701	20111223	Y	Conviction after 7/1/1999
0720	5	11-20.1B(a)(1)(i)	X	AGG CHILD PORN/PERSON/PRECONV	0017413	20110701	20121231	Y	Conviction after 7/1/1999
0720	5	11-20.1B(a)(1)(ii)	X	AGG CHILD PORN/SEX ORGAN/ANUS	0016060	20110701	20121231	Y	Conviction after 7/1/1999
0720	5	11-20.1B(a)(1)(ii)	X	AGG CHILD PORN/ORGAN/PRECONV	0017414	20110701	20121231	Y	Conviction after 7/1/1999
0720	5	11-20.1B(a)(1)(iii)	X	AGG CHILD PORN/MASTERBATION	0016061	20110701	20121231	Y	Conviction after 7/1/1999
0720	5	11-20.1B(a)(1)(iii)	X	AGG CHILD PORN/MAST/PRECONV	0017415	20110701	20121231	Y	Conviction after 7/1/1999
0720	5	11-20.1B(a)(1)(iv)	X	AGG CHILD PORN/LEWD FONDLING	0016062	20110701	20121231	Y	Conviction after 7/1/1999
0720	5	11-20.1B(a)(1)(iv)	X	AGG CHILD PORN/FONDLING/PRECONV	0017416	20110701	20121231	Y	Conviction after 7/1/1999
0720	5	11-20.1B(a)(1)(v)	X	AGG CHILD PORN/EXCRETION/URINE	0016063	20110701	20121231	Y	Conviction after 7/1/1999
0720	5	11-20.1B(a)(1)(v)	X	AGG CHILD PORN/EXCRETION/PRECONV	0017417	20110701	20121231	Y	Conviction after 7/1/1999
0720	5	11-20.1B(a)(1)(vi)	X	AGG CHILD PORN/BOUND/SADISTIC	0016064	20110701	20121231	Y	Conviction after 7/1/1999
0720	5	11-20.1B(a)(1)(vi)	X	AGG CHILD PORN/BOUND/PRECONV	0017418	20110701	20121231	Y	Conviction after 7/1/1999
0720	5	11-20.1B(a)(1)(vii)	X	AGG CHILD PORN/LEWD EXHIBITION	0016065	20110701	20121231	Y	Conviction after 7/1/1999
0720	5	11-20.1B(a)(1)(vii)	X	AGG CHILD PORN/EXHIBIT/PRECONV	0017419	20110701	20121231	Y	Conviction after 7/1/1999
0720	5	11-20.1B(a)(2)	X	AGG CHILD PORN/DISSEM FILM	0016066	20110701	20121231	Y	Conviction after 7/1/1999
0720	5	11-20.1B(a)(2)	X	AGG CHILD PORN/DISSEM FILM/PRI	0017420	20110701	20121231	Y	Conviction after 7/1/1999
0720	5	11-20.1B(a)(3)	X	AGG CHILD PORN/PERFORMANCE	0016067	20110701	20121231	Y	Conviction after 7/1/1999
0720	5	11-20.1B(a)(3)	X	AGG CHILD PORN/PERFORM/PRECONV	0017421	20110701	20121231	Y	Conviction after 7/1/1999
0720	5	11-20.1B(a)(4)	X	AGG CHILD PORN/SOL APPEARANCE	0016068	20110701	20121231	Y	Conviction after 7/1/1999

0720	5	11-20.1B(a)(4)	X	AGG CHILD PORN/SOL APPEAR/PRIOR	0017422	20110701	20121231	Y	Conviction after 7/1/1999
0720	5	11-20.1B(a)(5)	X	AGG CHILD PORN/PARENT PERMIT	0016069	20110701	20121231	Y	Conviction after 7/1/1999
0720	5	11-20.1B(a)(5)	X	AGG CHILD PORN/PARENT PERMIT/PRI	0017423	20110701	20121231	Y	Conviction after 7/1/1999
0720	5	11-20.1B(a)(6)	2	AGG CHILD PORN/POSS FILM/PHOTO	0016070	20110701	20121231	Y	Conviction after 7/1/1999
0720	5	11-20.1B(a)(6)	1	AGG CHILD PORN/POSS FILM/PREV	0016071	20110701	20121231	Y	Conviction after 7/1/1999
0720	5	11-20.1B(a)(7)	X	AGG CHILD PORN/SOLICIT PERSON	0016072	20110701	20121231	Y	Conviction after 7/1/1999
0720	5	11-20.1B(a)(7)	X	AGG CHILD PORN/SOL PERS/PRI	0017424	20110701	20121231	Y	Conviction after 7/1/1999
0720	5	11-20.3(a)(1)(i)	X	AGG CHILD PORN/PERSON/ANIMAL	0014456	20070831	20110630	Y	Conviction after 7/1/1999
0720	5	11-20.3(a)(1)(ii)	X	AGG CHILD PORN/SX ORGAN/ANUS	0014457	20070831	20110630	Y	Conviction after 7/1/1999
0720	5	11-20.3(a)(1)(iii)	X	AGG CHILD PORN/MASTURBATION	0014458	20070831	20110630	Y	Conviction after 7/1/1999
0720	5	11-20.3(a)(1)(iv)	X	AGG CHILD PORN/LEWD FONDLING	0014459	20070831	20110630	Y	Conviction after 7/1/1999
0720	5	11-20.3(a)(1)(v)	X	AGG CHILD PORN/EXCRETION/URINE	0014460	20070831	20110630	Y	Conviction after 7/1/1999
0720	5	11-20.3(a)(1)(vi)	X	AGG CHILD PORN/BOUND/SADISTIC	0014461	20070831	20110630	Y	Conviction after 7/1/1999
0720	5	11-20.3(a)(1)(vii)	X	AGG CHILD PORN/POSE/EXHIBITION	0014462	20070831	20110630	Y	Conviction after 7/1/1999
0720	5	11-20.3(a)(2)	X	AGG CHILD PORN/EXHIBIT/DISSM	0014463	20070831	20110630	Y	Conviction after 7/1/1999
0720	5	11-20.3(a)(3)	X	AGG CHILD PORN/PERFORMANCE	0014464	20070831	20110630	Y	Conviction after 7/1/1999
0720	5	11-20.3(a)(4)	X	AGG CHILD PORN/SOL/APPEAR	0014465	20070831	20110630	Y	Conviction after 7/1/1999
0720	5	11-20.3(a)(5)	X	AGG CHILD PORN/PARENT PERMIT	0014466	20070831	20110630	Y	Conviction after 7/1/1999
0720	5	11-20.3(a)(6)	2	AGG CHILD PORN/POSS FILM/PHOTO	0014467	20070831	20110630	Y	Conviction after 7/1/1999
0720	5	11-20.3(a)(6)	1	AGG CHILD PORN/FILM/PRECONV	0014468	20070831	20110630	Y	Conviction after 7/1/1999
0720	5	11-20.3(a)(7)	X	AGG CHILD PORN/SOLICITS PERSON	0014469	20070831	20110630	Y	Conviction after 7/1/1999
0720	5	11-25(a)	4	GROOMING	0014739	20090101		N	
0720	5	11-26(a)	3	TRAVELING TO MEET A MINOR	0014740	20090101		N	
0720	5	11-30(a)(1)	A	PUBLIC INDECENCY/SEX CONDUCT	0015857	20110701		N	Third or subsequent conviction, offense after 8/22/2002
0720	5	11-30(a)(1)	4	PUB INDECENCY/SEX CONDUCT 3+	0015858	20110701		N	
0720	5	11-30(a)(1)	4	PUB INDECENCY/SEX/SCH GROUNDS	0015863	20110701		N	
0720	5	11-30(a)(2)	A	PUBLIC INDECENCY/LEWD EXPOSURE	0015859	20110701		N	
0720	5	11-30(a)(2)	4	PUBLIC INDECENCY/EXPOSURE/3+	0015860	20110701		N	
0720	5	11-30(a)(2)	4	PUB INDECENCY/EXPOSURE/SCHOOL	0015864	20110701		N	
0720	5	12-13(a)(1)	1	CRIM SEX ASSAULT/FORCE	0995500	19840701	20110630	Y	Conviction after 7/1/1999
0720	5	12-13(a)(1)	X	CRIM SEX ASSAULT/FORCE/2ND+	0995550	19880101	20110630	Y	Conviction after 7/1/1999
0720	5	12-13(a)(2)	1	CRIM SEX ASSAULT/CAN'T CONSENT	0995600	19840701	20110630	Y	Conviction after 7/1/1999

0720	5	12-13(a)(2)	X	CRIM SEX ASLT/CAN'T CONSENT/2ND	0995650	19880101	20110630	Y	Conviction after 7/1/1999
0720	5	12-13(a)(3)	1	CRIM SEX ASSAULT/FAMILIES	0995700	19840701	20110630	Y	Conviction after 7/1/1999
0720	5	12-13(a)(3)	X	CRIM SEX ASSAULT/FAMILIES/2ND+	0995750	19880101	20110630	Y	Conviction after 7/1/1999
0720	5	12-13(a)(4)	1	CRIM SEX ASLT/VICTIM 13-17	0995850	19880701	20110630	Y	Conviction after 7/1/1999
0720	5	12-13(a)(4)	X	CRIM SEX ASLT/VICTIM 13-17/2ND	0995950	19880701	20110630	Y	Conviction after 7/1/1999
0720	5	12-14(a)(1)	X	AGG CRIM SEX ASSAULT/WEAPON	0996000	19840701	20110630	Y	Conviction after 7/1/1999
0720	5	12-14(a)(2)	X	AGG CRIM SEX ASLT/BODILY HARM	0996100	19840701	20110630	Y	Conviction after 7/1/1999
0720	5	12-14(a)(3)	X	AGG CRIM SEX ASLT/THREAT LIFE	0996200	19840701	20110630	Y	Conviction after 7/1/1999
0720	5	12-14(a)(4)	X	AGG CRIM SEX ASSAULT/FELONY	0996300	19840701	20110630	Y	Conviction after 7/1/1999
0720	5	12-14(a)(5)	X	AGG CRIM SEX ASLT/VICTIM >60	0996400	19840701	20110630	Y	Conviction after 7/1/1999
0720	5	12-14(a)(6)	X	AGG CRIM SEX ASLT/HANDICAPPED	0996450	19880101	20110630	Y	Conviction after 7/1/1999
0720	5	12-14(a)(7)	X	AGG CRIM SEXUAL ASLT/CON SUB	0012035	19980811	20110630	Y	Conviction after 7/1/1999
0720	5	12-14(a)(8)	X	AGG CRIM SEX ASSAULT/FIREARM	0012360	20000101	20110630	Y	Conviction after 7/1/1999
0720	5	12-14(a)(9)	X	AGG CRIM SEX ASLT/DISCHARGED	0012361	20000101	20110630	Y	Conviction after 7/1/1999
0720	5	12-14(a)(10)	X	AGG CRIM SEX ASLT/DISCH/HARM	0012362	20000101	20110630	Y	Conviction after 7/1/1999
0720	5	12-14(b)(i)	X	AGG CRIM SEX ASLT/VICTIM <9	0011281	19960529	20110630	Y	Conviction after 7/1/1999
0720	5	12-14(b)(ii)	X	AGG CRIM SX ASLT/FORCE VIC9<13	0011282	19960529	20110630	Y	Conviction after 7/1/1999
0720	5	12-14(b)(1)	X	AGG CRIM SEX ASLT/VICTIM <13	0996500	19840701	19960531	Y	Conviction after 7/1/1999
0720	5	12-14(b)(2)(i)	X	AGG CRIM SEX ASLT/VICTIM <9	0996600	19840701	19960531	Y	Conviction after 7/1/1999
0720	5	12-14(b)(2)(ii)	X	AGG CRIM SX ASLT/FORCE VIC9-13	0996700	19840701	19960531	Y	Conviction after 7/1/1999
0720	5	12-14(c)	X	AGG CRIM SEX ASSAULT/RETARDED	0996900	19890101	20110630	Y	Conviction after 7/1/1999
0720	5	12-14.1(a)(1)	X	PREDATORY CRIMINAL SEXUAL ASLT	0011062	19951213	19960528	Y	Conviction after 7/1/1999
0720	5	12-14.1(a)(1)	X	PREDATORY CRIMINAL SEXUAL ASLT	0011304	19960529	20110630	Y	Conviction after 7/1/1999
0720	5	12-14.1(a)(1.1)	X	PRED CRIM SEX ASSAULT/FIREARM	0012363	20000101	20110630	Y	Conviction after 7/1/1999
0720	5	12-14.1(a)(2)	X	PREDATORY CRIM SEX ASLT/HARM	0011063	19951213	19960528	Y	Conviction after 7/1/1999
0720	5	12-14.1(a)(1.2)	X	PRED CRIM SEX ASLT/DISCHARGE	0012364	20000101	20110630	Y	Conviction after 7/1/1999
0720	5	12-14.1(a)(2)	X	PREDATORY CRIM SEX ASLT/HARM	0011305	19960529	20110630	Y	Conviction after 7/1/1999
0720	5	12-14.1(a)(3)	X	PRED CRIM SEX ASLT/CON SUB	0012036	19980811	20110630	Y	Conviction after 7/1/1999
0720	5	12-15(a)(1)	A	CRIM SEX ABUSE/FORCE/1ST	0997500	19840701	19991231	N	
0720	5	12-15(a)(1)	4	CRIMINAL SEXUAL ABUSE FORCE	0012293	20000101	20110630	N	

SOR AOIC CODES

Public Act 096-1551 converted many statute numbers. Special attention should be given to the Effective Dates, Inactive Dates, and the Conversion Chart.

CHAP	ACT	SECTION	CLASS	DESC	CODE	EFFDATE	INADATE	LIFE	LIFETIME OR SPECIAL CONDITIONS
0720	5	12-15(a)(1)	2	CRIM SEX ABUSE/FORCE/2ND	0997600	19840701	20110630	N	
0720	5	12-15(a)(2)	A	CRIM SX ABUSE/CAN'T CONSENT/1ST	0997700	19840701	19991231	N	
0720	5	12-15(a)(2)	4	CRIM SEXUAL ABUSE/CANT CONSENT	0012294	20000101	20110630	N	
0720	5	12-15(a)(2)	2	CRIM SX ABUSE/CAN'T CONSENT/2ND	0997800	19840701	20110630	N	
0720	5	12-15(b)	A	CRIM SEX AB/AC <17 VIC 9-16	0997950	19880101	20110630	N	
0720	5	12-15(b)(1)	A	CRIM SEX ABUSE/ACCUSED <17	0997900	19840701	19871231	N	
0720	5	12-15(b)(2)	A	CRIM SEX ABUSE/ACCUSED >17	0998000	19850701	19871231	N	
0720	5	12-15(c)	A	SX AB/AC <5YR OLDER/VIC 13-17	0998050	19880101	20110630	N	
0720	5	12-16(a)(1)	2	AGG CRIM SEX ABUSE/WEAPON	0999100	19880101	20110630	Y	Conviction after 7/1/1999
0720	5	12-16(a)(2)	2	AGG CRIM SEX AB/BODILY HARM	0999200	19840701	20110630	Y	Conviction after 7/1/1999
0720	5	12-16(a)(3)	2	AGG CRIM SEX AB/VICTIM 60+ YRS	0999225	19880101	20110630	Y	Conviction after 7/1/1999
0720	5	12-16(a)(4)	2	AGG CRIM SEX AB/VIC HANDICAP	0999250	19880101	20110630	Y	Conviction after 7/1/1999
0720	5	12-16(a)(5)	2	AGG CRIM SEX AB/THREATEN LIFE	0011271	19960731	20110630	Y	Conviction after 7/1/1999
0720	5	12-16(a)(6)	2	AGG CRIM SEX AB/DURING FELONY	0011272	19960731	20110630	Y	Conviction after 7/1/1999
0720	5	12-16(a)(7)	2	AGG CRIM SEX AB/CONTROLLED SUB	0012037	19980811	20110630	Y	Conviction after 7/1/1999
0720	5	12-16(b)	2	AGG CRIM SEX ABUSE/FAMILY	0999300	19840701	20110630	Y	Conviction after 7/1/1999
0720	5	12-16(c)(1)(i)	2	AGG CRIM SEX ABUSE/VIC <13	0999400	19880701	20110630	Y	Conviction after 7/1/1999
0720	5	12-16(c)(1)(ii)	2	AGG CRIM SEX ABUSE/VIC 13-16	0010212	19880701	20110630	Y	Conviction after 7/1/1999
0720	5	12-16(c)(2)(i)	2	AGG CRIM SEX ABUSE/VICTIM <9	0999500	19880701	20110630	Y	Conviction after 7/1/1999
0720	5	12-16(c)(2)(ii)	2	AGG CRIM SEX AB/FORCE/VIC 9-16	0999600	19880701	20110630	Y	Conviction after 7/1/1999
0720	5	12-16(d)	2	AGG CRIM SEX AB/VIC 13-16	0999700	19880701	20110630	Y	Conviction after 7/1/1999
0720	5	12-16(e)	2	AGG CRIM SEX AB>13<18/TRUST	0999725	19890101	19940501	Y	Conviction after 7/1/1999
0720	5	12-16(e)	2	AGG CRIM SEXUAL ABUSE/RETARDED	0010330	19890101	19940501	Y	Conviction after 7/1/1999
0720	5	12-16(e)	2	AGG CRIM SEXUAL ABUSE/RETARDED	0011137	19890101	20110630	Y	Conviction after 7/1/1999
0720	5	12-16(f)	2	AGG CRIM SEX AB/VIC 13-18/TRST	0010213	19890101	20110630	Y	Conviction after 7/1/1999
0720	5	12-33(a)(1)	1	RITUAL ABUSE TORTURE/MUTILATE	0010004	19930101		Y	Conviction after 7/1/1999
0720	5	12-33(a)(1)	X	RITUAL ABUSE TORTURE/MUTIL 2ND	0010005	19930101		Y	Conviction after 7/1/1999
0720	5	12-33(a)(2)	1	RITUAL AB INGEST/INJECT DRUG	0010006	19930101		Y	Conviction after 7/1/1999
0720	5	12-33(a)(2)	X	RITUAL AB INGEST/INJECT DRUG/2	0010007	19930101		Y	Conviction after 7/1/1999
0720	5	12-33(a)(3)	1	RITUAL AB INGEST/APPLY URINE	0010008	19930101		Y	Conviction after 7/1/1999

0720	5	12-33(a)(3)	X	RITUAL AB INGEST/APPLY URINE/2	0010009	19930101		Y	Conviction after 7/1/1999
0720	5	12-33(a)(4)	1	RITUAL ABUSE MARRIAGE CEREMONY	0010010	19930101		Y	Conviction after 7/1/1999
0720	5	12-33(a)(4)	X	RITUAL ABUSE MAR CEREMONY 2ND	0010011	19930101		Y	Conviction after 7/1/1999
0720	5	12-33(a)(5)	1	RITUAL AB PL IN COFFIN/GRAVE	0010012	19930101		Y	Conviction after 7/1/1999
0720	5	12-33(a)(5)	X	RITUAL AB PL IN COFFIN/GRAVE/2	0010013	19930101		Y	Conviction after 7/1/1999
0720	5	12-33(a)(6)	1	RITUAL ABUSE THREAT DEATH/HARM	0010014	19930101		Y	Conviction after 7/1/1999
0720	5	12-33(a)(6)	X	RITUAL AB THREAT DEATH/HARM/2	0010015	19930101		Y	Conviction after 7/1/1999
0720	5	12-33(a)(7)	1	RITUAL ABUSE DISSECTS CORPSE	0010016	19930101		Y	Conviction after 7/1/1999
0720	5	12-33(a)(7)	X	RITUAL ABUSE DISSECTS CORPSE/2	0010017	19930101		Y	Conviction after 7/1/1999
0720	150	5.1	A	PERMIT SEXUAL ABUSE/CHILD <17	0426550	19890111	20000412	N	Offense on or after 8/22/2002
0720	150	5.1	1	PERMIT SEXUAL ABUSE/CHILD <17	0010688	19950101	19991202	N	Offense on or after 8/22/2002
0720	150	5.1(A)	1	PERMIT SEXUAL ABUSE OF A CHILD	0012521	20000413	20020821	N	Offense on or after 8/22/2002
0720	150	5.1(a)	1	PERMIT SEXUAL ABUSE OF CHILD	0013035	20020822	20110701	N	Offense on or after 8/22/2002

SOR VIOLATION AOIC CODES

Any conviction after 7/1/2005 for a SOR Violation on this list (not attempt) will require 90-day registration and restart registration period if 10-year registrant.

CHAP	ACT	SECTION	CLASS	DESC	CODE	EFFDATE	INADATE	SPECIAL CONDITIONS
0720	5	8-4		ATTEMPT	ISP0001			Any <u>conviction</u> after 7/1/2005 for a SOR Violation on this list (NOT ATTEMPT) will require 90-day registration and restart registration period of 10-year registrant. An Attempt SOR Violation conviction will only restart the 10-Year registration period for the registrant.
0730	150	3	A	CHILD SEX OFFENDER/REGIS	1685200	19860815	19960531	
0730	150	3	A	HABIT CHILD SEX OFFENDER/REGIS	1685500	19860815	19921231	
0730	150	3	4	CHILD SEX OFFENDER/REGIS 2ND	0010751	19950701	19960531	
0730	150	3(a)	4	VIOLATE SEX OFFENDER REGIS	0011141	19960601	20040819	
0730	150	3(a)	4	SEX OFFENDER REGIS/FALSE INFO	0011411	19980101	19990721	
0730	150	3(a)	3	VIOLATE SEX OFFENDER REGIS	0013485	20040820		
0730	150	3(a)	3	NOTIFICATION/NO FIXED ADDRESS	0013767	20060101		
0730	150	3(a)	3	FAIL TO RPT WKLY/NO FIXED ADDR	0013769	20060101		
0730	150	3(a)	2	VIOLATE SEX OFFENDER REGIS/2+	0013766	20060101		
0730	150	3(a)	2	NOTIFICATION/NO FIXED ADDR/2+	0013768	20060101		
0730	150	3(a)	2	FAIL TO RPT WKLY/NO ADDR/2ND+	0013770	20060101		
0730	150	3(a-5)	4	OUT OF STATE FAIL TO REGISTER	0012153	19990701	20040819	
0730	150	3(a-5)	4	SEX OFFENDER FAIL REG EMPLOYER	0012296	20000101	20040819	
0730	150	3(a-5)	3	OUT OF STATE FAIL TO REGISTER	0013527	20040820		
0730	150	3(a-5)	3	SEX OFFENDER FAIL REG EMPLOYER	0013528	20040820		
0730	150	3(a-5)	2	OUT OF STATE FAIL TO REGIS/2+	0013771	20060101		
0730	150	3(a-5)	2	SEX OFFENDER FAIL REG EMPL/2+	0013772	20060101		
0730	150	3(b)	4	FAIL REG 10 DAYS NEW RESIDENCE	0012098		20020821	
0730	150	3(b)	4	FAIL REG 10 DAYS NEW RESID/SCH	0013057	20020822	20040819	
0730	150	3(b)	3	FAIL REG 10 DAYS NEW RESID/SCH	0013529	20040820	20051231	
0730	150	3(b)	3	FAIL REG 5 DAYS NEW RESID/SCH	0013773	20060101	20080531	
0730	150	3(b)	3	FAIL REG 3 DAYS NEW RESID/SCH	0014651	20080601		

0730	150	3(b)	2	FAIL REGIS/NEW REDIS/SCH/2ND+	0013774	20060101		Any <u>conviction</u> after 7/1/2005 for a SOR Violation on this list (NOT ATTEMPT) will require 90-day registration and restart registration period if 10-year registrant. An Attempt SOR Violation conviction will only restart the 10-Year registration period for the registrant.
0730	150	3(d)	3	FAIL RPT CHNG EMP W/IN 10 DAYS	0013530	20040820	20051231	
0730	150	3(d)	3	FAIL RPT CHNG EMP W/IN 5 DAYS	0013775	20060101	20080531	
0730	150	3(d)	3	FAIL RPT CHNG EMP W/IN 3 DAYS	0014652	20080601		
0730	150	3(d)	2	FAIL RPT CHNG EMPL/5 DAYS/2ND+	0013776	20060101	20080531	
0730	150	3(d)	2	FAIL RPT CHNG EMPL/3 DAYS/2+	0014653	20080601		
0730	150	6	A	FAIL REPORT CHANGE OF ADDRESS	0011132	19860815	19960531	
0730	150	6	4	FAIL REPORT CHANGE OF ADDRESS	0011344	19960601	20040819	
0730	150	6	3	SEX VIOL/DANGEROUS FAIL TO RPT	0013637	20040820		
0730	150	6	3	FAILURE TO REPORT ANNUALLY	0013638	20040820		
0730	150	6	3	FAIL TO RPT CHNG ADDRESS/EMPL	0013639	20040820		
0730	150	6	3	FAIL TO RPT WKLY/NO FIXED ADDR	0013778	20060101		
0730	150	6	3	NOTIFICATION/NO FIXED ADDRESS	0013781	20060101		
0730	150	6	2	SEX VIOL/DNGR FAIL TO RPT/2ND+	0013777	20060101		
0730	150	6	2	FAIL TO RPT WKLY/NO ADDR/2ND+	0013779	20060101		
0730	150	6	2	FAILURE TO REPORT ANNUALLY/2+	0013780	20060101		
0730	150	6	2	NOTIFICATION/NO FIXED ADDR/2+	0013782	20060101		
0730	150	6	2	FAIL TO RPT CHNG ADDR/EMPL/2+	0013783	20060101		
0730	150	6-5	4	OUT OF STATE DUTY REPT CHANGE	0012152	19990701	20040819	
0730	150	6-5	3	OUT OF STATE/FAIL RPT CHANGE	0013640	20040820		
0730	150	6-5	2	OUT OF STATE/FAIL RPT CHNG/2+	0013784	20060101		
0730	150	9	B	REL HABIT CHILD SEX OFFEN INFO	0010202			
0730	150	10	4	SEX OFFENDER VIO NAME CHANGE	0012359		20040819	
0730	150	10	3	SEX OFFENDER SEEK NAME CHANGE	0013531	20040820	20070101	
0730	150	10	3	SEX OFFENDER REGIS/FALSE INFO	0012211	19990722	20070101	
0730	150	10	2	SEX OFFENDER SEEK NAME CHNG/2+	0013785	20060101	20070101	

0730	150	10	2	SEX OFFENDER/FALSE INFO/2ND+	0013786	20060101	20070101	
0730	150	10(a)	3	SEX OFFENDER SEEK NAME CHANGE	0014320	20040820		
0730	150	10(a)	3	SEX OFFENDER REGIS/FALSE INFO	0014321	19990722		
0730	150	10(a)	2	SEX OFFENDER SEEK NAME CHNG/2+	0014322	20060101		
0730	150	10(a)	2	SEX OFFENDER/FALSE INFO/2+	0014323	20060101		
0730	150	10(b)	3	FLS INFO LAW ENF/SEX PRED	0014324	20070101		
0730	150	10(b)	3	HARBOR/ASSIST SEX PREDATOR	0014325	20070101		
0730	150	10(b)	3	CONCEAL SEXUAL PREDATOR	0014326	20070101		

SOR CRIMINAL CODE VIOLATION AOIC CODES

Should be added to offender record but does not extend registration period or trigger 90-day registration.

CHAP	ACT	SECTION	CLASS	DESC	CODE	EFFDATE	INADATE
Violations to Criminal Code, not SOR Act. (Do not extend registration period or make a 90-day registrant.)							
0720	5	11-9.2(a)	4	CHILD SEX OFFENDER/SCHOOL ZONE	0011449	19980101	19980630
0720	5	11-9.3(a)	4	CHILD SEX OFFENDER/SCHOOL ZONE	0012106	19980701	
0720	5	11-9.3(a-5)	4	CHILD SEX OFFENDER/BUS STOP	0014353	20070827	
0720	5	11-9.3(a-10)	4	CHILD SEX OFFENDER/PUBLIC PARK	0015873	20110701	
0720	5	11-9.3(b)	4	CHILD SEX OFFENDER/LOITERING	0012107	19980701	
0720	5	11-9.3(b-2)	4	CHILD SEX OFFENDER/LOITER PARK	0015874	20110701	
0720	5	11-9.3(b-5)	4	CHILD SEX OFFENDER/RESIDE 500'	0012837	20000707	
0720	5	11-9.3(b-10)	4	CHIL SEX OFFEN/RESIDE DAY CARE	0015875	20110701	
0720	5	11-9.3(b-15)	4	CHILD SEX OFFEN/RESIDE VICTIM	0015876	20110701	
0720	5	11-9.3(b-20)	4	CHILD SEX OFFEN/COMMU INTERNET	0015877	20110701	
0720	5	11-9.3(c)	4	CHILD SEX OFFEN/EMP DAY CARE	0015878	20110701	
0720	5	11-9.3(c-2)	4	CHILD SEX OFFEN/PART HOLIDAY EVENT	0016824	20130101	
0720	5	11-9.3(c-5)	4	CHILD SEX OFFEN/OP COUNTY FAIR	0015879	20110701	
0720	5	11-9.3(c-6)	4	CHILD SEX OFFEN/REAL ESTATE	0015880	20110701	
0720	5	11-9.3(c-7)	4	CHILD SX OFFEN/PROVIDE PROGRAM	0015881	20110701	
0720	5	11-9.3(c-8)	4	CHILD SEX OFFEN/OP UNAUTH VEH	0015882	20110701	
0720	5	11-9.4(a)	4	SEX OFFENDER AT PUBLIC PARK	0012420	20000101	20110630
0720	5	11-9.4(b)	4	SEX OFFENDER LOITER 500' PARK	0012421	20000101	20110630
0720	5	11-9.4(b-5)	4	SEX OFFEN/RESIDE 500' PLAYGRND	0012673	20000707	20110630
0720	5	11-9.4(b-6)	4	SEX OFFEN RESIDE 500'/VICTIM	0013036	20020822	20110630
0720	5	11-9.4(b-7)	4	SEX OFFEN/INTERNET COMMU/<18	0014786	20090601	20110630
0720	5	11-9.4(c)	4	SEX OFFENDER PRESENT/FACILITY	0012422	20000101	20110630
0720	5	11-9.4(c-5)	4	CHILD SEX OFFENDER/COUNTY FAIR	0014350	20080101	20110630
0720	5	11-9.4(c-6)	4	SEX OFFEN/RENT PARENT/CHIL<18	0014800	20090101	20110630
0720	5	11-9.4(c-6)	4	CHIL SEX OFFEN/OFFER PROG<18	0014801	20080814	20090803
0720	5	11-9.4(c-7)	4	CHIL SEX OFFEN/OFFER PROG <18	0014852	20090804	20110630
0720	5	11-9.4(c-8)	4	CHIL SEX OFFEN/OPERATE VEHICLE	0014853	20090804	20110630
0720	5	11-9.4-1(b)	A	SEX PREDATOR/PUBLIC PARK	0015915	20110101	
0720	5	11-9.4-1(b)	4	SEX PREDATOR/PUBLIC PARK/2+	0015916	20110101	
0720	5	11-9.4-1(c)	A	SEX PRED/LOITER PUBLIC PARK	0015917	20110101	
0720	5	11-9.4-1(c)	4	SEX PRED/LOITER PUBLIC PARK/2+	0015918	20110101	

0720	5	11-24(b)(1)	2	SEX OFFEN/OP BUS/PHOTO/VIDEO	0013635	20050101	
0720	5	11-24(b)(1)	1	SEX OFFEN/OP BUS/PHOTO/PARK	0014792	20081003	
0720	5	11-24(b)(2)	2	SEX OFFEN/INSTRUCT/PHOTO/VIDEO	0013636	20050101	
0720	5	11-24(b)(2)	1	SEX OFFEN/INSTRUCT/PHOTO/PARK	0014793	20081003	
0720	5	11-24(b)(3)	2	SEX OFFEN/PHOTO/VIDEO CHILD	0014794	20081003	
0720	5	11-24(b)(3)	1	SEX OFFEN/PHOTO/PLAYGROUND	0014795	20081003	
0720	5	12-21.6-5(b)	A	PARENT LEAVE MINOR/SEX OFFENDER	0016292	20110101	

VOAY AOIC CODES

Victim must be less than 18 for all offenses except murder.

CHAP	ACT	SECTION	CLASS	DESC	CODE	EFFDATE	INADATE	LIFE	SPECIAL CONDITIONS
0720	5	8-4		ATTEMPT	ISP0001				
0720	5	9-1	Z	MURDER	G000001			Y	Lifetime if victim<18, 10 years if victim is an adult.
0720	5	9-1(a)(1)	M	MURDER/INTENT TO KILL/INJURE	0735000			Y	
0720	5	9-1(a)(2)	M	MURDER/STRONG PROB KILL/INJURE	0735100			Y	
0720	5	9-1(a)(3)	M	MURDER/OTHER FORCIBLE FELONY	0735200			Y	
0720	5	9-3(a)	3	INVOL MANSLAUGHTER/SHAKING BABY	0750000			N	Conviction on or after 1/1/2011.
0720	5	9-3(a)	2	INVOL MANSLAUGHTER/FAM MBR/SHAKING BAB	0011414	19980101		N	Conviction on or after 1/1/2011.
0720	5	10-1(a)(1)	3	KIDNAPING PRIOR TO 9/5/75	0765100		19750905	N	Offense on or after 1/1/1996
0720	5	10-1(a)(1)	2	KIDNAPING/SECRETLY CONFINE	0765000			N	Offense on or after 1/1/1996
0720	5	10-1(a)(2)	3	KIDNAPING PRIOR TO 9/5/75	0765300		19750905	N	Offense on or after 1/1/1996
0720	5	10-1(a)(2)	2	KIDNAPING/FORCE OR THREAT	0765200			N	Offense on or after 1/1/1996
0720	5	10-1(a)(3)	3	KIDNAPING PRIOR TO 9/5/75	0765500		19750905	N	Offense on or after 1/1/1996
0720	5	10-1(a)(3)	2	KIDNAPING/DECEIT OR ENTICE	0765400			N	Offense on or after 1/1/1996
0720	5	10-1(b)	3	KIDNAPING PRIOR TO 9/5/75	0765700		19750905	N	Offense on or after 1/1/1996
0720	5	10-2(a)(1)	X	AGGRAVATED KIDNAPING/RANSOM	0770000			N	Offense on or after 1/1/1996
0720	5	10-2(a)(2)	1	AGG KIDNAPG/CHILD<13/RETARDED	0770100	19890101	19970531	N	Offense on or after 1/1/1996
0720	5	10-2(a)(2)	X	AGG KIDNAPG/CHILD<13/RETARDED	0011388	19970601		N	Offense on or after 1/1/1996
0720	5	10-2(a)(3)	1	AGG KIDNAPING/INFLICT HARM	0770200		19970531	N	Offense on or after 1/1/1996
0720	5	10-2(a)(3)	X	AGG KIDNAPING/INFLICT HARM	0011389	19970601		N	Offense on or after 1/1/1996
0720	5	10-2(a)(4)	1	AGG KIDNAPG/CONCEAL IDENTITY	0770300		19970531	N	Offense on or after 1/1/1996
0720	5	10-2(a)(4)	X	AGG KIDNAPING/CONCEAL IDENTITY	0011390	19970601		N	Offense on or after 1/1/1996
0720	5	10-2(a)(5)	1	AGGRAVATED KIDNAPING/ARMED	0770400		19970531	N	Offense on or after 1/1/1996
0720	5	10-2(a)(5)	X	AGGRAVATED KIDNAPING/ARMED	0011391	19970601		N	Offense on or after 1/1/1996
0720	5	10-2(a)(6)	X	AGG KIDNAPING ARMED W/FIREARM	0012350	20000101		N	Offense on or after 1/1/1996
0720	5	10-2(a)(7)	X	AGG KIDNAPING DISCH FIREARM	0012351	20000101		N	Offense on or after 1/1/1996
0720	5	10-2(a)(8)	X	AGG KIDNAPING DISCH FIR/HARM	0012352	20000101		N	Offense on or after 1/1/1996
0720	5	10-3	4	UNLAWFUL RESTRAINT	0775000			N	Offense on or after 1/1/1996
0720	5	10-3.1(a)	3	AGGRAVATED UNLAWFUL RESTRAINT	0775100	19860101		N	Offense on or after 1/1/1996
0720	5	10-4(a)(1)	2	FORCIBLE DETENTION/ARMED	0780000			N	Offense on or after 7/1/1999
0720	5	10-4(a)(2)	2	FORCIBLE DETN POLICE/CORR EMP	0780100			N	Offense on or after 7/1/1999
0720	5	10-5(b)(10)	4	CHILD ABDUCTN/LURE <16 YRS VEH	0010543	19940701	20121231	N	Offense on or after 1/1/1998

0720	5	10-5(b)(10)	3	CHILD ABDUCTN/LURE CHILD<16/2+	0011472	19980101	20121231	N	Offense on or after 1/1/1998
0720	5	10-5(b)(10)(A)	4	CHIL ABDUCTN/LURE CHIL/VIC <17	0016923	20130101		N	
0720	5	10-5(b)(10)(A)	3	CHIL ABDUCTN/LURE/VIC <17/2+	0016925	20130101		N	
0720	5	10-5(b)(10)(A)	2	CHIL ABDUCTN/LURE/VIC <17/PRI	0016927	20130101		N	
0720	5	10-5(b)(10)(B)	4	CHIL ABDUCTN/TRAV SCH/VIC <17	0016924	20130101		N	
0720	5	10-5(b)(10)(B)	3	CHIL ABDUCTN/SCH/VIC <17/2+	0016926	20130101		N	
0720	5	10-5(b)(10)(B)	2	CHIL ABDUCTN/SCH/VIC <17/PRI	0016928	20130101		N	
0720	5	12-3.05	Z	AGGRAVATED BATTERY	G000011	20110701		N	Defendant ≥ 18, offense on or after 7/26/2000. Defendant < 18, offense on or after 7/26/2010.
0720	5	12-3.05(a)(1)	3	AGG BATTERY/GREAT BODILY HARM	0016094	20110701		N	
0720	5	12-3.05(a)(1)	3	AGG BTRY/GRT BOD HARM/TORTURE	0017349	20130101		N	
0720	5	12-3.05(a)(2)	X	AGG BTRY/GRT BOD HARM/FLAM SUB	0016095	20110701		N	
0720	5	12-3.05(b)(1)	X	AGG BTRY/CHILD <13/PERM DISABL	0016102	20110701		N	
0720	5	12-3.05(b)(2)	3	AGG BTRY/CHIL <13/GRT BOD HARM	0016103	20110701		N	
0720	5	12-3.05(d)(2)	3	AGG BTRY/PREGNANT/HANDICAPPED	0016106	20110701		N	
0720	5	12-3.05(e)(1)	X	AGG BATTERY/DISCHARGE FIREARM	0016114	20110701		N	
0720	5	12-3.05(e)(2)	X	AGG BTRY/DISCH FIR/PC OFF/DUTY	0016115	20110701		N	Defendant ≥ 18, offense on or after 8/1/2001. Defendant < 18, offense on or after 8/1/2011.
0720	5	12-3.05(e)(3)	X	AGG BTRY/DISCH FIREARM/EMT	0016116	20110701		N	
0720	5	12-3.05(e)(4)	X	AGG BTRY/DISCH FIREARM/SCHOOL	0016117	20110701		N	
0720	5	12-3.05(e)(5)	X	AGG BTRY/DISCH FIR/SILENCER	0016118	20110701		N	
0720	5	12-3.05(e)(6)	X	AGG BTRY/DISCH MACH GUN/PC OFF	0016119	20110701		N	
0720	5	12-3.05(e)(7)	X	AGG BTRY/DISCH MACH GUN/EMT	0016120	20110701		N	
0720	5	12-3.05(e)(8)	X	AGG BTRY/DISCH MACH GUN/SCHOOL	0016121	20110701		N	
0720	5	12-3.05(f)(1)	3	AGG BTRY/USE DEADLY WEAPON	0016122	20110701		N	
0720	5	12-3.1(a-5)	2	AGG BTRY/UNBORN CHILD/DISABL	0016076	20110701		N	Defendant ≥ 18, offense on or after 7/26/2000. Defendant < 18, offense
0720	5	12-3.2	A	BATTERY/DOMESTIC	0930200	19900701	19981231	N	Defendant ≥ 18, offense on or after 7/26/2010.
0720	5	12-3.2(a)(1)	A	DOMESTIC BATTERY/BODILY HARM	0010416	19900701		N	
0720	5	12-3.2(a)(1)	4	DOMESTIC BTRY/BODILY HARM PRI	0010417	19940701	20131231	N	
0720	5	12-3.2(a)(1)	4	DOMESTIC BATTERY/HARM/VIO O/P	0012018	19990101		N	
0720	5	12-3.2(a)(1)	4	DOMESTIC BATTERY/OTHER PRIOR	0012238	19991001		N	
0720	5	12-3.2(a)(1)	4	DOMESTIC BATTERY/HARM/1-2 PRI CONV	0017578	20140101		N	
0720	5	12-3.2(a)(1)	3	DOMESTIC BATTERY/BOD HARM/3 PRIOR CONV	0017574	20140101		N	
0720	5	12-3.2(a)(1)	2	DOMESTIC BATTERY/HARM/4+ PRIOR CONV	0017576	20140101		N	
0720	5	12-3.3(a)	2	AGGRAVATED DOMESTIC BATTERY	0012300	20000101		N	

0720	5	12-3.3(a-5)	2	AGG DOMESTIC BATTERY/STRANGLE	0014834	20090813		N	Defendant ≥ 18, offense on or after 7/26/2000. Defendant < 18, offense on or after 7/26/2010.
0720	5	12-4	Z	AGGRAVATED BATTERY	G000003		20110630	N	
0720	5	12-4(a)	3	AGG BATTERY/GREAT BODILY HARM	0935000		20110630	N	
0720	5	12-4(b)(1)	3	AGG BATTERY/WEAPON/NO FIREARM	0935100		20090809	N	
0720	5	12-4(b)(1)	3	AGG BATTERY/WEAPON/AIR RIFLE	0015182	20090810	20110630	N	
0720	5	12-4(b)(14)	3	AGG BATTERY/HANDICAP PERSON	0936085	19880701	20110630	N	
0720	5	12-4.1	X	HEINOUS BATTERY	0940000		20110630	N	
0720	5	12-4.2	X	AGGRAVATED BATTERY W/FIREARM	0940100	19900701	19921231	N	Defendant ≥ 18, offense on or after 8/1/2001. Defendant < 18, offense on or after 8/1/2011.
0720	5	12-4.2(a)(1)	X	AGG BATTERY W/FIREARM/PERSON	0940200	19930101	20110630	N	
0720	5	12-4.2(a)(2)	X	AGG BTRY/FIREARM/OFF/FIREMAN	0940300	19930101	20110630	N	
0720	5	12-4.2(a)(3)	X	AGG BTRY/FIREARM/1ST AID PERS	0940400	19930101	20110630	N	
0720	5	12-4.2(a)(4)	X	AGG BTRY/SCHOOL EMP/SCHOOL	0012298	20000101	20091231	N	Defendant ≥ 18, offense on or after 8/1/2001. Defendant < 18, offense on or after 8/1/2011.
0720	5	12-4.2(a)(4)	X	AGG BTRY/SCHOOL EMP/STUDENT	0014851	20100101	20110630	N	
0720	5	12-4.2(a)(5)	X	AGG BTRY/FIREARM/EMER MGMT	0013798	20060101	20110630	N	
0720	5	12-4.2-5(a)(1)	X	AGG BTRY/SILENCER/INJURE PERS	0012168	19990715	20110630	N	
0720	5	12-4.2-5(a)(2)	X	AGG BTRY/SILENCER/OFFICER	0012169	19990715	20110630	N	
0720	5	12-4.2-5(a)(3)	X	AGG BTRY/SILENCER/MEDICAL PERS	0012170	19990715	20110630	N	
0720	5	12-4.2-5(a)(4)	X	AGG BTRY/FIREARM/EMER MGMT	0013799	20060101	20110630	N	
0720	5	12-4.3(a)	2	AGG BATTERY OF A CHILD	0945000		19891231	N	Defendant ≥ 18, offense on or after 7/26/2000. Defendant < 18, offense on or after 7/26/2010.
0720	5	12-4.3(a)	1	AGG BATTERY OF A CHILD/2ND	0945050	19880701	19891231	N	
0720	5	12-4.3(a)	1	AGG BATTERY OF A CHILD	0945020	19900101	19951231	N	
0720	5	12-4.3(a)	X	AGG BATTERY OF A CHILD/2ND	0945070	19910101	19951231	N	
0720	5	12-4.3(a)	X	AGG BATTERY OF A CHILD	0010894	19960101	20110630	N	
0720	5	12-4.3(a)	X	AGG BATTERY CHILD/FIREARM	0012353	20000101	20110630	N	
0720	5	12-4.3(a)	X	AGG BATTERY CHILD/DISCHARGE	0012354	20000101	20110630	N	
0720	5	12-4.3(a)	X	AGG BATTERY CHILD/DISCH/HARM	0012355	20000101	20110630	N	
0720	5	12-4.3(a-5)	3	AGG BATTERY CHILD/BODILY HARM	0014750	20090101	20110630	N	
0720	5	12-4.4	2	AGG BATTERY/UNBORN CHILD	0945100	19860919	20110630	N	
0720	5	12-11(a)(1)	X	HOME INVASION/ARMED/FORCE	0995100	00000000	20121231	N	
0720	5	12-11(a)(2)	X	HOME INVASION/CAUSE INJURY	0995200	00000000	20121231	N	
0720	5	12-11(a)(3)	X	HOME INVASION/ARMED W/FIREARM	0012356	20000101	20121231	N	
0720	5	12-11(a)(4)	X	HOME INVASION/DISCH FIREARM	0012357	20000101	20121231	N	
0720	5	12-11(a)(5)	X	INVASION/DISCH FIREARM/HARM	0012358	20000101	20121231	N	

0720	5	12-11(a)(6)	X	HOME INVASION/VIO AGAINST PERSON	0012656	20010601	20121231	N	
0720	5	19-6(a)(1)	X	HOME INVASION/DANGEROUS WEAPON	0017282	20130101		N	
0720	5	19-6(a)(2)	X	HOME INVASION/CAUSE INJURY	0017283	20130101		N	
0720	5	19-6(a)(3)	X	HOME INVASION/FIREARM	0017284	20130101		N	
0720	5	19-6(a)(4)	X	HOME INVASION/DISCHARGE FIREARM	0017285	20130101		N	
0720	5	19-6(a)(5)	X	HOME INVASION/GREAT BODILY HARM	0017286	20130101		N	
0720	5	19-6(a)(6)	X	HOME INVASION/SEX OFFENSE	0017287	20130101		N	
0720	5	12-21.6(a)	A	ENDANGER LIFE/HLTH CHILD/SHAKING BABY	0010483	19930909	20121231	N	Conviction on or after 1/1/2011.
0720	5	12-21.6(a)	3	ENDANGER LIFE/HLTH CHILD 2ND/SHAKING BAB	0010484	19930909	20121231	N	
0720	5	12-21.6(a)	3	ENDANGER CHILD/DEATH/SHAKING BABY	0012010	19980731	20121231	N	
0720	5	12C-5(a)(1)	A	CAUSE CHILD TO BE ENDANGERED/SHAKE BABY	0017276	20130101		N	Conviction on or after 1/1/2011.
0720	5	12C-5(a)(1)	3	CAUSE CHILD/ENDANGERED/2+/SHAKE BABY	0017278	20130101		N	
0720	5	12C-5(a)(1)	3	CAUSE CHILD ENDANGERED/DEATH/SHAKE BAB	0017280	20130101		N	
0720	5	12C-5(a)(2)	A	CAUSE CIRCUMSTANCE/ENDGR CHILD/SHAKE B	0017277	20130101		N	
0720	5	12C-5(a)(2)	3	CAUSE CIRCUMSTANCE/ENDGR/2+/SHAKE BABY	0017279	20130101		N	
0720	5	12C-5(a)(2)	3	CIRCUMSTANCE ENDANGER/DEATH/SHAKE BAB	0017281	20130101		N	
0720	5	12-33(a)(1)	1	RITUAL ABUSE TORTURE/MUTILATE	0010004	19930101		N	Defendant \geq 18, offense on or after 7/26/2000. Defendant < 18, offense on or after 7/26/2010.
0720	5	12-33(a)(1)	X	RITUAL ABUSE TORTURE/MUTIL 2ND	0010005	19930101		N	
0720	5	12-33(a)(2)	1	RITUAL AB INGEST/INJECT DRUG	0010006	19930101		N	
0720	5	12-33(a)(2)	X	RITUAL AB INGEST/INJECT DRUG/2	0010007	19930101		N	
0720	5	12-33(a)(3)	1	RITUAL AB INGEST/APPLY URINE	0010008	19930101		N	
0720	5	12-33(a)(3)	X	RITUAL AB INGEST/APPLY URINE/2	0010009	19930101		N	
0720	5	12-33(a)(4)	1	RITUAL ABUSE MARRIAGE CEREMONY	0010010	19930101		N	
0720	5	12-33(a)(4)	X	RITUAL ABUSE MAR CEREMONY 2ND	0010011	19930101		N	
0720	5	12-33(a)(5)	1	RITUAL AB PL IN COFFIN/GRAVE	0010012	19930101		N	
0720	5	12-33(a)(5)	X	RITUAL AB PL IN COFFIN/GRAVE/2	0010013	19930101		N	
0720	5	12-33(a)(6)	1	RITUAL ABUSE THREAT DEATH/HARM	0010014	19930101		N	
0720	5	12-33(a)(6)	X	RITUAL AB THREAT DEATH/HARM/2	0010015	19930101		N	
0720	5	12-33(a)(7)	1	RITUAL ABUSE DISSECTS CORPSE	0010016	19930101		N	
0720	5	12-33(a)(7)	X	RITUAL ABUSE DISSECTS CORPSE/2	0010017	19930101		N	

VOAY VIOLATION AOIC CODES

CHAP	ACT	SECTION	CLASS	DESC	CODE	EFFDATE	INADATE
0720	5	8-4		ATTEMPT	ISP0001		
0730	154	10(a)	3	VIO OFFEN/YOUTH/REGIS/IL	0014233	20060627	
0730	154	10(a)	3	VIO OFFEN/YTH/FALSE REGIS INFO	0014235	20060627	
0730	154	10(a)	3	VIO OFFEN/YOUTH/NAME CHANGE/IL	0014239	20060627	
0730	154	10(a)	3	FL TO REPT WKLY/NO FIXED ADDR	0014571	20060627	
0730	154	10(a)	3	NOTIFICATION/NO FIXED ADDRESS	0014573	20060627	
0730	154	10(a)	2	VIO OFFEN/YOUTH/REGIS/IL 2+	0014234	20060627	
0730	154	10(a)	2	VIO OFFEN/YOUTH/NAME CHANGE 2+	0014240	20060627	
0730	154	10(a)	2	FL REPT WKLY/NO FIXED ADDR/2+	0014572	20060627	
0730	154	10(a)	2	NOTIFICATION/NO FIXED ADDR/2+	0014574	20060627	
0730	154	10(a-5)	3	VIO OFFEN/YOUTH/REGIS/NON-ST	0014236	20060627	
0730	154	10(a-5)	3	VIO OFFEN/YTH/FALSE REGIS INFO	0014238	20060627	
0730	154	10(a-5)	3	VIO OFFEN/YTH/NAME CHNG/NON-ST	0014241	20060627	
0730	154	10(a-5)	2	VIO OFFEN/YTH/REGIS/NON-ST/2+	0014237	20060627	
0730	154	10(a-5)	2	VIO OFFEN/YTH/NAME CHANGE/2+	0014242	20060627	
0730	154	10(b)	3	FL REGIS 5 DAYS NEW RESID/SCH	0014575	20060627	
0730	154	10(b)	2	FL REGIS 5 DAYS RESID/SCH/2+	0014576	20060627	
0730	154	10(d)	3	FAIL REPT EMP WITHIN 5 DAYS	0014577	20060627	
0730	154	10(d)	2	FAIL REPT EMP WITHIN 5 DAYS/2+	0014578	20060627	
0730	154	30	3	FAIL TO REPORT ANNUALLY	0014579	20060627	
0730	154	30	3	FAIL TO REPORT ADDRESS CHANGE	0014581	20060627	
0730	154	30	3	FL REPT OUT OF STATE RESID/EMP	0014582	20060627	
0730	154	30	3	FL TO REPT ADDR/EMP/SCH CHNG	0014583	20060627	
0730	154	30	3	FL TO REPT WKLY/NO FIXED ADDR	0014584	20060627	
0730	154	30	3	NOTIFICATION/NO FIXED ADDRESS	0014585	20060627	
0730	154	30	2	FAIL TO REPORT ANNUALLY/2+	0014580	20060627	
0730	154	30	2	FAIL TO REPORT ADDR CHNG/2+	0014586	20060627	
0730	154	30	2	FL TO REPT NON-IL RESID/EMP/2+	0014587	20060627	
0730	154	30	2	FL REPT ADDR/EMP/SCH CHNG/2+	0014588	20060627	
0730	154	30	2	FL REPT WKLY/NO FIXED ADDR/2+	0014589	20060627	
0730	154	30	2	NOTIFICATION/NO FIXED ADDR/2+	0014590	20060627	
0730	154	55	B	VIO OFFEN/YTH/UNAUTHD REL INFO	0014232	20060627	

ADDENDUM 4

County	COR CCV Code	COU Code
Adams	ADAM	001
Alexander	ALEX	002
Bond	BOND	003
Boone	BOON	004
Brown	BROW	005
Bureau	BURE	006
Calhoun	CALH	007
Carroll	CARR	008
Cass	CASS	009
Champaign	CHAM	010
Christian	CHRI	011
Clark	CLAR	012
Clay	CLAY	013
Clinton	CLIN	014
Coles	COLE	015
Cook (all)	COOK	016
Cook (Chicago)	COOK	C16
Cook (Northern)	COOK	N16
Cook (Southern)	COOK	S16
Crawford	CRAW	017
Cumberland	CUMB	018
De Kalb	DEKA	019
De Witt	DEWI	020
Douglas	DOUG	021
Du Page	DUPA	022
Edgar	EDGA	023
Edwards	EDWA	024
Effingham	EFFI	025
Fayette	FAYE	026
Ford	FORD	027
Franklin	FRAN	028
Fulton	FULT	029
Gallatin	GALL	030
Greene	GREE	031
Grundy	GRUN	032
Hamilton	HAMI	033
Hancock	HANC	034
Hardin	HARD	035
Henderson	HEND	036
Henry	HENR	037
Iroquois	IROQ	038

	COR	
	CCV	COU
County	Code	Code
Jackson	JACK	039
Jasper	JASP	040
Jefferson	JEFF	041
Jersey	JERS	042
Jo Daviess	JODA	043
Johnson	JOHN	044
Kane	KANE	045
Kankakee	KANK	046
Kendall	KEND	047
Knox	KNOX	048
Lake	LAKE	049
La Salle	LASA	050
Lawrence	LAWR	051
Lee	LEE	052
Livingston	LIVI	053
Logan	LOGA	054
McDonough	MCDO	055
McHenry	MCHE	056
McLean	MCLE	057
Macon	MACN	058
Macoupin	MACU	059
Madison	MADI	060
Marion	MARI	061
Marshall	MARS	062
Mason	MASO	063
Massac	MASS	064
Menard	MENA	065
Mercer	MERC	066
Monroe	MONR	067
Montgomery	MONT	068
Morgan	MORG	069
Moultrie	MOUL	070
Ogle	OGLE	071
Peoria	PEOR	072
Perry	PERR	073
Piatt	PIAT	074
Pike	PIKE	075
Pope	POPE	076
Pulaski	PULA	077
Putnam	PUTN	078
Randolph	RAND	079
Richland	RICH	080
Rock Island	ROCK	081

	COR	
	CCV	COU
County	Code	Code
St Clair	STCL	082
Saline	SALI	083
Sangamon	SANG	084
Schuyler	SCHU	085
Scott	SCOT	086
Shelby	SHEL	087
Stark	STAR	088
Stephenson	STEP	089
Tazewell	TAZE	090
Union	UNIO	091
Vermilion	VERM	092
Wabash	WABA	093
Warren	WARR	094
Washington	WASH	095
Wayne	WAYN	096
White	WHIT	097
Whiteside	WHIS	098
Will	WILL	099
Williamson	WILM	100
Winnebago	WINN	101
Woodford	WOOD	102