

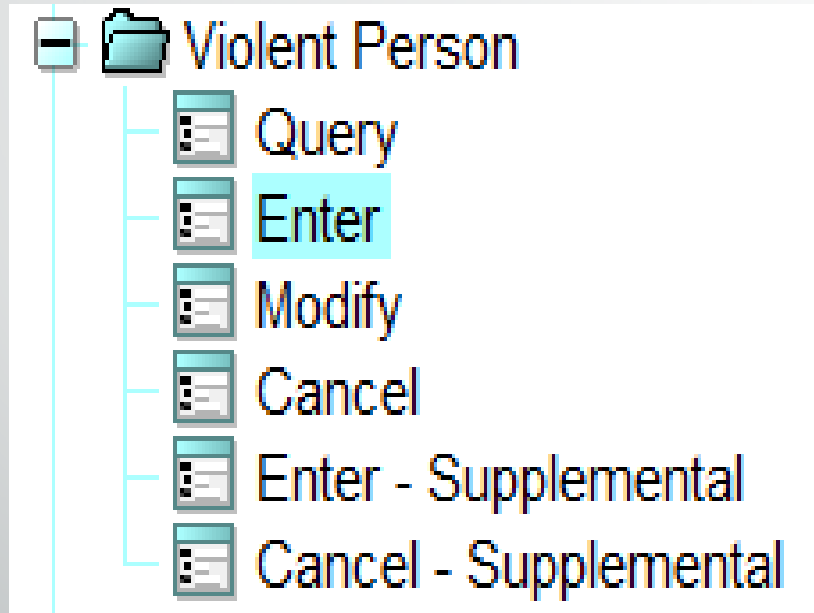


NEW
Violent Person File
NCIC only File

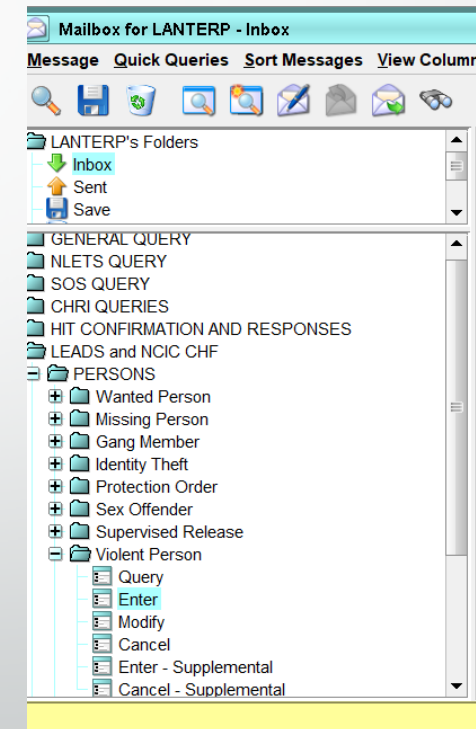


Violent Person Entry

Forms Tree



Query Bar



EVP - Enter Violent Person



Violent Person

* Message Key

EVP = Enter Violent Person

EVP = Enter Violent Person

EVPC = Enter Violent Person - Caution

* Violent Person Code

1 = Assault on Law Enforcement

2 = Violent Crime Homicide/Attempted Homicide

3 = Violent Crime With Weapon

4 = Threat to Law Enforcement



EVP - Enter Violent Person

* Message Key: **EVP = Enter Violent Person** ORI: **IL08496Y6 = ISP INFO SERVICES BUREAU SPRINGFIELD**

Personal Information

* Violent Person Code: Caution/Medical Condition:

* Name: * Sex: * Race: Date of Birth: Place of Birth:

* Height: * Weight: * Hair Color: * Eye Color: Skin Tone: Scars, Marks, Tattoos: Ethnicity:

Citizenship: Social Security # / FBI / UCN#: State ID #: Miscellaneous #: Fingerprint Classification:

DNA: DNA Location:

Operator's License State: Operator's License #: Expiration Year:

Vehicle Information

Vehicle Color: / Vehicle Year: Vehicle Make: Vehicle Model:

Vehicle Style: VIN #:

License Month: License Year: License State: License Type: License #:

Optional Linkage and Image Information


Notify Agency: Linkage Agency ID: Linkage Case #:

Miscellaneous Information

Agency Case Number

Agency Case #:





Additional Information FNP & Violent Person Files

- Field Notification File covers more categories than Violent Person file
 - Each file is Independent: FNP LEADS Only; VPF NCIC Only.
 - Agencies having documentation of Threats against Law Enforcement, should enter the subject into Violent Person File Only because Violent Person is an NCIC File and a Hit will be returned to all agency's nationwide, including Illinois.
- 